



A G E N D A
Board of Directors
Thursday, January 19, 2012, 6:00 p.m.
Gonzales City Council Chambers
117 Fourth Street, Gonzales, California

CALL TO ORDER

PLEDGE OF ALLEGIANCE

ROLL CALL

Board Directors

County: Louis Calcagno
County: Fernando Armenta, Vice President
Salinas: Gloria De La Rosa, President
Salinas: Dennis Donohue
Salinas: Jyl Lutes
Gonzales: Elizabeth Silva, Alternate Vice President
Soledad: Richard J. Perez
Greenfield: Yolanda S. Teneyuque
King City: Robert S. Cullen

Alternate Directors

County: Simon Salinas
Salinas: Tony Barrera
Gonzales: Scott Funk
Soledad: Christopher Bourke
Greenfield: Annie Moreno
King City: Susan Kleber

GENERAL MANAGER/CAO COMMENTS

DEPARTMENT MANAGER COMMENTS

BOARD DIRECTOR COMMENTS

PUBLIC COMMENT

Receive public comment from audience on items which are not on the agenda. The public may comment on scheduled agenda items as the Board considers them. Speakers are limited to three minutes at the discretion of the Chair.

ELECTION OF 2012 OFFICERS

- A. [Election and Installation for the Offices of President, Vice-President, Alternate Vice-President and Past President](#)

INTRODUCTION OF NEW EMPLOYEES

CONSENT AGENDA:

All matters listed under the Consent Agenda may be enacted by one motion unless a member of the Board, a citizen, or a staff member requests discussion or a separate vote.

1. [Minutes of December 15, 2011 Meeting](#)
2. [November 2011 Claims and Financial Reports](#)
3. [December 2011 Quarterly Investments Report](#)
4. [Providing an Interpreter at the Board of Director Meetings](#)
5. [A Resolution Authorizing Participation in the Monterey Bay Region Climate Action Compact](#)
6. [Solar Feasibility Project at Crazy Horse Landfill](#)

PRESENTATIONS

- 7. **2011 Employee Survey Results**
 - A. Receive a Report from Rose Gill, Administrative Manager
 - B. Public Comment
 - C. Board Discussion
 - D. Board Action – Accept Report

CONSIDERATION

- 8. **FY 2012-13 Budget & Rate Model**
 - E. Receive a Report from Roberto Moreno, Finance Manager
 - F. Public Comment
 - G. Board Discussion
 - H. Board Action – Accept Report

FUTURE AGENDA ITEMS

- 9. **Agenda Items – View Ahead**

CLOSED SESSION

- 10. Pursuant to **Government Code Section 54957 (b)** to consider the Performance Evaluation of the General Manager/Chief Administrative Officer.
- 11. Pursuant to **Government Code Section 54957.6** to provide instruction to General Manager/CAO to negotiate **salaries and benefits** with SVSWA employees.

RECONVENE

ADJOURNMENT

.....

This agenda was posted at the Administration Office of the Salinas Valley Solid Waste Authority, 128 Sun Street, Suite 101, Salinas, and on the Gonzales Council Chambers Bulletin Board, 117 Fourth Street, Gonzales, **Friday, January 13, 2012**. The Salinas Valley Solid Waste Authority Board will next meet in regular session on **Thursday, February 16, 2012**. Staff reports for the Authority Board meetings are available for review at:

- ▶ Salinas Valley Solid Waste Authority: 128 Sun Street, Ste. 101, Salinas, CA 93901, Phone 831-775-3000
- ▶ Authority Web Site: www.svswa.org ▶ Public Library Branches in Gonzales, Prunedale and Soledad
- ▶ City Halls of Salinas, Gonzales, Greenfield, King City & Soledad

Spanish Interpretation will be provided at the Board of Directors Meeting.
Se proporcionara Interpretación en Español en la Junta Directiva

In compliance with the Americans with Disabilities Act, if you need special assistance to participate in the meeting, please contact Ernesto Natera, Acting Clerk of the Board at 831-775-3000. Notification 48 hours prior to the meeting will enable the Authority to make reasonable arrangements to ensure accessibility to this meeting (28 CFR 35.102-35.104 ADA Title II).



**SALINAS VALLEY
SOLID WASTE AUTHORITY**

Report to the Board of Directors

ITEM NO. A

N/A

Finance Manager/Controller-Treasurer

N/A

Legal Counsel

General Manager/CAO

Date: January 19, 2012
From: Patrick Mathews, General Manager / CAO
Title: 2012 Election of Officers

RECOMMENDATION

Staff recommends the Board follow the procedure documented in the Authority's Code and elect officers for calendar year 2012.

STRATEGIC PLAN RELATIONSHIP

This agenda item is a routine operational item and does not relate to the Board's strategic plan.

FISCAL IMPACT

This item has no fiscal impact.

DISCUSSION & ANALYSIS

At the December 2011 Directors meeting, the Nominating Committee reported that their recommendation for the January 2012 officers would be Director Fernando Armenta for President, Director Liz Silva for Vice President, and Director Dennis Donohue Alternate as Vice President. The Nominating Committee also recommended the appointment of Director De La Rosa to serve as Past President on the Executive Committee for a specific time period.

Election Procedures:

At the Board meeting, the Board President opens nominations for President. The Nominating Committee nominates an individual, with a second provided by another Board Member. When nominations have concluded, the President will close the nomination for President. The President will then be elected by majority vote through a show of hands.

The procedure is then repeated for the office of Vice President and Alternate Vice President.

In the event of a tie vote for any office, the election will be repeated until a majority vote is determined.

BACKGROUND

Section 8 of the Joint Powers Authority Agreement provides for the election by the Authority Board for the office of President, Vice President. The term of office is one year commencing upon election at the regular meeting held in January and ending upon election of a successor. A Board Member may serve as an officer for no more than two consecutive terms. Authority Code Sections 2.01.010 and 2.01.011 specify that each elected Office shall rotate between a representative from the City of Salinas, a south county city (i.e., Gonzales, Greenfield, King City, and Soledad) and the County of Monterey but shall not be from the same member agency's legislative body.

ATTACHMENT

1. Elected Officers of the Salinas Valley Solid Waste Authority

Officers of the Salinas Valley Solid Waste Authority
Board of Directors

TERM	PRESIDENT	VICE PRESIDENT	ALTERNATE VICE PRESIDENT	PAST PRESIDENT
2012				
2011	Gloria De La Rosa City of Salinas	Fernando Armenta City of Soledad	Liz Silva County of Monterey	N/A
2010	Gloria De La Rosa City of Salinas	Richard Ortiz ¹ City of Soledad	Fernando Armenta County of Monterey	Lou Calcagno Monterey County
2009	Lou Calcagno Monterey County	Gloria De La Rosa City of Salinas	Richard Ortiz City of Soledad	N/A
2008	George Worthy City of Gonzales	Lou Calcagno Monterey County	Gloria De La Rosa City of Salinas	N/A
2007	George Worthy City of Gonzales	Lou Calcagno Monterey County	Gloria De La Rosa City of Salinas	N/A
2006	Janet Barnes City of Salinas	George Worthy City of Gonzales	Lou Calcagno Monterey County	N/A
2005	Janet Barnes City of Salinas	George Worthy City of Gonzales	Lou Calcagno Monterey County	N/A
2004	Fernando Armenta Monterey County	Janet Barnes City of Salinas	George Worthy City of Gonzales	N/A
2003	Fernando Armenta Monterey County	Janet Barnes City of Salinas	N/A	N/A
2002	Zeke Bañales ² City of Greenfield	Fernando Armenta Monterey County	N/A	N/A
2001	Jan Collins ³ City of Salinas	Zeke Bañales City of Greenfield	N/A	N/A
2000	Simon Salinas ⁴ County of Monterey	Jan Collins City of Salinas	N/A	N/A
1999	Gary Gerbrandt City of Soledad	Simon Salinas County of Monterey	N/A	N/A
1998	Gary Gerbrandt City of Soledad	Simon Salinas County of Monterey	N/A	N/A
1997	Juan Olivarez City of Salinas	Fabian Barrera City of Soledad	N/A	

¹ Was not re-elected to City Council

² Was not re-elected to City Council

³ Declined second term – leaving office at end of year

⁴ Left office of County Supervisor

**MINUTES OF
THE SALINAS VALLEY SOLID WASTE AUTHORITY
BOARD MEETING
DECEMBER 15, 2011**

CALL TO ORDER

President De La Rosa called the meeting to order at 6:00 p.m.

PLEDGE OF ALLEGIANCE

The pledge was recited.

ROLL CALL

The following Board Directors were present:

County of Monterey	Fernando Armenta, Vice President
City of Salinas	Gloria De La Rosa, President
City of Salinas	Tony Barrera, Alternate
City of Gonzales	Elizabeth Silva, Alternate Vice President
City of Soledad	Richard Perez
City of Greenfield	Yolanda Teneyuque
City of King	Robert Cullen

The following were absent:

County of Monterey	Louis Calcagno
City of Salinas	Dennis Donohue
City of Salinas	Jyl Lutes

Staff Members Present:

Patrick Mathews, General Manager/CAO	Rose Gill, Administrative Manager
Jose Gamboa, Assist. General Manager	David Meza, Authority Engineer
Roberto Moreno, Finance Manager	Ernesto Natera, Acting Clerk of the Board
Susan Warner, Diversion Manager	Thomas Bruen, General Counsel

GENERAL MANAGER COMMENTS

None

DEPARTMENT MANAGER COMMENTS

Administrative Manager Gill outlined new stipend payment process. Assistant General Manager Gamboa invited board members to attend several conferences in April.

BOARD DIRECTOR COMMENTS

(6:02) Vice President Armenta requested staff bring back an item in January looking into providing an interpreter at all board meetings.

PUBLIC COMMENT

(6:04) John Ramirez, Director of Environmental Health updated the Board on the presentation to Board of Supervisors meeting regarding fee increases, options of consolidation of Authority and Marina or withdrawing north Monterey County waste from the Authority.

ITEM NO. 1

Agenda Item

N/A

General Counsel Approval



General Manager/CAO

PUBLIC COMMENT (Continued)

Roberta Camacho, resident of Gonzales
Roman Barba, resident of Gonzales
Julia Rocha, resident of Gonzales
Broman Moreno, resident of Gonzales
Juan Sandejas, resident of Gonzales

Collective and/or individual comments relating to Conversion Technology during public comment:

- Oppose to Plasco Project
- Reading from letter sent to MRWMD
- Support for a single solid waste agency and taking all Salinas Valley garbage to Marina
- Referenced petition by local farmers and residents
- Questioned Plasco's processing and emissions statements
- Requested response to questions prior to CEQA process
- Concerned over possible health risks to resident and family's

Director Barrera requested staff provide response to public comments. General Manager Mathews responded questions will be answered through the CEQA process. Stated City of Ottawa executed an agreement in favor of full-scale project 22 to 1. Stated if CEQA process finds project is not as safe as continued landfilling, the Authority will not move forward.

RECOGNITIONS:

A. Proclamation Honoring Recycling Coordinator Alan Styles upon his Retirement from the Authority.
(6:21) Board of Directors, public and staff thanked Recycling Coordinator Alan Styles for his community involvement.

CONSENT AGENDA (6:40)

1. Minutes of November 17, 2011 Meetings
2. October 2011 Claims and Financial Reports
3. Progress Report on the Environmental Review of Proposed Conversion Technologies in Accordance with the California Environmental Quality Act
4. Resolution No. 2011-37 Approving a Two-Year Professional Services Agreement with BC. Laboratories Inc. for Groundwater Laboratory Analytical Services in an Amount not to Exceed \$65,821

Margaret Bonnetti requested Item 3 be pulled from consent.

Public Comment Relating to Item 3:

Margaret Bonnetti, stated public process has not been transparent. Referenced a growing number of people are opposing the project and more public meetings need to be held. Expressed Plasco is utilizing bullying tactics and only states one side only.

Board Comments: Director Teneyuque abstained from item 1 stating she was not present at the November meeting

Motion: Director Cullen made a motion to approve the consent agenda as presented. Director Silva seconded the motion.

Votes: Motion carried 6, 0 on item 1
Motion carried 7, 0 on item 2,3 and 4

Ayes: Armenta, Barrera (alt), Cullen, De La Rosa, Perez, Silva
Noes: None
Abstain: Teneyuque abstained from voting on item 1.
Absent: Donohue, Lutes, Calcagno

PRESENTATIONS

5. (6:47)MONTEREY BAY REGIONAL CLIMATE ACTION COMPACT

James Barsimantov, Monterey Bay Regional Climate Action Compact provided a presentation on purpose and benefits relating to compact.

Public Comment: Roman Garba stated compact did not make sense and inquired where it would be located.

Margarret Bonnetti expressed importance to look into various options and importance to having a public and transparent process.

Board Comments: The Board discussed the presentation and requested staff to bring back a resolution in January.

6. (7:05)ECONOMIC IMPACT REPORT ON WASTE CONVERSION TECHNOLOGIES

Assistant General Manager Jose Gamboa and Mary Anne provided a presentation on the results of the report.

Public Comment: Roman Garba, resident of Gonzales
Cecilia Tejeda, resident of Gonzales
Margarret Bonnetti

Collective and/or individual comments relating to Item 4 on the Consent Agenda:

- Contradictory statements between Plasco and the report
- Report is based on assumptions and inflated information, not facts.
- Employment opportunities will not be for local residents
- Report does not include negative impacts on residents
- Lack of response to questions from Plasco
- Oppose to Plasco Project
- Lack of transparency and agendizing items correctly

General Council Bruen responded item was agendized correctly. General Manager Mathews stated the report provides a general overview of economic impacts and uses well accepted economic modeling process. Staff will bring back a more simplified version at a later date.

Board Comments: The Board discussed the report and expressed concerns over complexity, timing, and projections of the report. Requested staff bring a more simplified version of the report.

CONSIDERATION

7. REPORT FROM THE NOMINATING COMMITTEE FOR THE 2012 ELECTION OF OFFICERS

(7:35) The Nominating Committee nominated Director Armenta as President, Director Silva as Vice President, Director Donohue as Alternate Vice President and appoint Director De La Rosa as Previous Past President on the Executive Committee.

Public Comment: None

Board Comments: None

Motion: The Board requested staff to bring a staff report in January for formal voting.

FUTURE AGENDA ITEMS

8. AGENDA ITEMS – VIEW AHEAD

CLOSED SESSION

None

RECONVENE

ADJOURN

President De La Rosa adjourned the meeting at 7:45 p.m.

APPROVED: _____
Gloria De La Rosa, President

Attest:

Ernesto Natera, Acting Clerk of the Board



**SALINAS VALLEY
SOLID WASTE AUTHORITY**

Report to the Board of Directors

ITEM NO. 2

Finance Manager/Controller-Treasurer

N/A

Legal Counsel

General Manager/CAO

Executive Committee Approval

Date: January 19, 2012
From: Roberto Moreno, Finance Manager
Title: November 2011 Claims and Financial Reports

RECOMMENDATION

The Executive Committee recommends acceptance of the November 2011 Claims and Financial Reports.

DISCUSSION & ANALYSIS

Please refer to the attached financial statements and check register for the Month of November for a detail discussion of the Authority's financial position as of November 30, 2011. Following are some highlights of the Authority's financial activity for the month of November.

Results of Operations

For the month of November 2011, operating revenues exceeded expenditures by \$374,819. Year to date revenues exceed expenditures by \$545,514.

Revenues

After five months (41.67%) as of November 30, revenues total \$6,544,786. This is 43.09% of the estimated revenues of \$15,188,291. Revenues are on track.

Operating Expenditures

As of November 30, year-to-date operating expenditures total \$5,999,272. This is 40.21% of the operating budget of \$14,919,198. This is slightly below a straight-line projection which is typical for this time of the year.

Capital Project Expenditures

For the month of November 2011, capital project expenditures totaled \$2,220,690. The Crazy Horse Landfill closure project accounted for \$2,214,090. As of November 30, year-to-date expenditures total \$4,977,844. This is 34.66% of the capital projects budget of \$14,363,433.

Claims Checks Issued Report

The Authority's Checks Issued Report for the month of November 2011 is attached for review and acceptance. The November claims checks issued total \$3,126,865.61 of which \$292,696.26 was paid from the payroll checking account for payroll and payroll related benefits. Other major payments are highlighted on the next page.

<u>Vendor</u>	<u>Amount</u>	<u>Services</u>
Recology Waste Solutions, Inc	\$ 159,742.00	Oct 2011 Landfill Operations
	7,983.40	Oct 2011 Diversion Services
Closure Turf, LLC	793,993.10	Crazy Horse Closure Turf Material
International Lining Technology	1,149,341.82	Crazy Horse Liner Installation - Oct 2011
J. S Cole	75,524.26	Crazy Horse Closure Equipment Rental
Waste Management Inc	44,738.82	Republic Waste Delivered to Madison Lane - Oct 2011
	55,213.12	Jolon Road Transfer Station - Oct 2011

Cash Balances

The Authority's cash position decreased \$1,897,437.09 during November to \$18,536,985.62 much of which is restricted as shown below:

Restricted by legal agreements:	
Crazy Horse Closure Fund	\$ 5,227,819.82
Johnson Canyon Closure Fund	2,348,929.68
Bond debt service reserve	2,820,700.00
State Grants	28,232.00
Restricted by Board policy:	
Expansion Fund (South Valley Revenues)	7,434,840.75
Salinas Transportation Surcharge	104,755.58
Salinas Rate Stabilization Fund	47,415.03
Funds held in trust:	
Central Coast Media Recycling Coalition	92,121.98
Employee Unreimbursed Medial Claims	6,017.77
Unrestricted - Assigned	
Operations and Capital Projects	426,153.01
	<u>\$ 18,536,985.62</u>

The unrestricted portion of Authority funds will increase throughout the year as revenues exceed expenditures.

ATTACHMENTS

November 2011 Consolidated Statement of Revenues and Expenditures
November 2011 Consolidated CIP Expenditures Report
November 2011 Checks Issued Report

Salinas Valley Solid Waste Authority
Consolidated Statement of Revenues and Expenditure
For Period Ending November 30, 2011

Description	Current Budget	MTD Rev/Exp	YTD Rev/Exp	% Of Budget	Remaining Balance	YTD Encumbrances	Unencumbered Balance
Revenue Summary							
Tipping Fees - Solid Waste	10,556,000	932,099	4,758,963	45.08%	5,797,037	-	5,797,037
Tipping Fees - Surcharge	450,000	40,256	203,609	45.25%	246,391	-	246,391
Tipping Fees - Diverted Materials	995,600	73,353	399,334	40.11%	596,266	-	596,266
Tipping Fees - South Valley	2,243,300	186,943	934,715	41.67%	1,308,585	-	1,308,585
Charges for Services	117,000	29,479	29,479	25.20%	87,521	-	87,521
Sales of Materials	429,500	8,737	130,036	30.28%	299,464	-	299,464
Investment Earnings	273,000	1,663	611	0.22%	272,389	-	272,389
Grants	123,891	5,000	77,518	62.57%	46,373	-	46,373
Miscellaneous/Other	-	274	10,521	0.00%	(10,521)	-	(10,521)
Total Revenue	15,188,291	1,277,804	6,544,786	43.09%	8,643,505	-	8,643,505
Expense Summary							
Administration	2,294,094	166,351	826,174	36.01%	1,467,920	117,559	1,350,362
Resource Recovery	2,434,290	214,999	764,245	31.40%	1,670,044	313,867	1,356,178
Scalehouses Operations	327,409	36,385	129,412	39.53%	197,997	9,526	188,471
Transfer Stations Operations	2,577,650	200,300	1,026,159	39.81%	1,551,491	506,558	1,044,933
Landfills Operations	3,147,211	229,557	1,013,458	32.20%	2,133,753	1,484,859	648,894
Environmental Control Systems	721,044	55,394	190,011	26.35%	531,033	285,538	245,495
Debt Service - Interest	2,090,600	-	1,056,281	50.53%	1,034,319	136,900	897,419
Debt Service - Principal	1,049,200	-	993,531	94.69%	55,669	55,649	20
Closure Set-Aside	277,700	-	-	0.00%	277,700	-	277,700
Total Expenses	14,919,198	902,985	5,999,272	40.21%	8,919,926	2,910,455	6,009,471
Revenue Over/(Under) Expenses	269,093	374,819	545,514	202.72%	(276,421)	(2,910,455)	2,634,034

**Salinas Valley Solid Waste Authority
Consolidated CIP Expenditure Report
For Period Ending November 30, 2011**

Fund	CIP	Description	Current Budget	MTD Rev/Exp	YTD Rev/Exp	% Of Budget	Remaining Balance	YTD Encumbrances	Unencumbered Balance
CIP's Funded From Operations									
	130	9913 CH LFG to Energy Pilot	13,599	-	9,536	70.13%	4,062	-	4,062
	150	9010 JC Roadway Improvements	2,291,923	-	-	0.00%	2,291,923	-	2,291,923
	150	9018 JC Resource Management Park	27,670	-	-	0.00%	27,670	2,209	25,461
	150	9255 JC LFG System Improvement	6,500	-	-	0.00%	6,500	6,500	-
	170	9012 Work St Transfer Station	116,524	-	6,334	5.44%	110,190	40,927	69,263
	170	9199 Sun St. Transfer Station	-	-	2,430	0.00%	(2,430)	207	(2,637)
Total CIP's Funded From Operations			2,456,216	-	18,301	0.75%	2,437,916	49,843	2,388,072
CIP's Funded From Crazy Horse Closure Funds									
	130	9227 CH Landfill Closure	325,863	-	(1,350)	-0.41%	327,213	-	327,213
	131	9301 CH Closure Preparation	146,591	16	9,081	6.19%	137,510	5,429	132,081
	131	9302 CH PH 1A Leachate Recirculation	63,996	-	5,885	9.20%	58,110	109,377	(51,267)
	131	9303 CH PH 1B Site Prep Work	342,543	1,285	187,311	54.68%	155,231	13,614	141,617
	131	9304 CH PH 1C Bench Preparation	170,444	11,320	54,669	32.07%	115,775	-	115,775
	131	9305 CH PH 1D Liner Termination	42,998	-	20,264	47.13%	22,735	126	22,608
	131	9306 CH PH 1E Liner Placement	6,150,100	1,975,781	4,263,657	69.33%	1,886,443	1,151,635	734,808
	131	9307 CH PH 1F Winterization	22,500	393	5,839	25.95%	16,661	-	16,661
	131	9308 CH PH 2A Module 1	314,000	-	-	0.00%	314,000	-	314,000
	131	9309 CH PH 2B Lower Access Road	35,000	8,367	9,407	26.88%	25,593	-	25,593
	131	9310 CH PH 2C Remaining LF Prep	404,000	136,748	174,307	43.15%	229,693	8,634	221,059
	131	9311 CH PH 2D Liner Placement	268,000	-	-	0.00%	268,000	-	268,000
	131	9312 CH PH 2E Complete Liner Work	929,000	-	562	0.06%	928,438	-	928,438
	131	9313 CH Closure Equipment Purchases	72,233	-	5,426	7.51%	66,807	-	66,807
	131	9314 CH Closure Quality Assurance	662,631	74,623	163,281	24.64%	499,350	127,416	371,934
	131	9315 CH Closure Contingency	463,307	5,556	13,922	3.00%	449,385	676	448,709
Total CIP's Funded From Crazy Horse Closure Funds			10,413,206	2,214,090	4,912,260	47.17%	5,500,945	1,416,908	4,084,038
CIP's Funded From Expansion Funds									
	180	9003 CR3 Pilot Project Studies	103,687	-	2,313	2.23%	101,375	5,848	95,527
	180	9021 Autoclave CEQA	147,775	600	600	0.41%	147,175	4,400	142,775
	180	9801 Ameresco LFG Equipment	376,000	-	-	0.00%	376,000	348,302	27,698
Total CIP's Funded From Expansion Funds			627,462	600	2,913	0.46%	624,550	358,550	266,000
CIP's Funded From Grants									
	105	9019 Biodiesel Fuel Station	45,459	-	26,429	58.14%	19,030	-	19,030
Total CIP's Funded From Grants			45,459	-	26,429	58.14%	19,030	-	19,030
CIP's Funded From Grants									
	216	9022 Gasifier CEQA	821,090	6,000	17,941	2.19%	803,149	719,812	83,337
Total CIP's Funded From Grants			821,090	6,000	17,941	2.19%	803,149	719,812	83,337
Total CIP Expenditures			14,363,433	2,220,690	4,977,844	34.66%	9,385,590	2,545,112	6,840,477

Salinas Valley Solid Waste Authority
Checks Issued Report for 11/1/2011 to 11/30/2011

Check #	Name	Check Date	Amount	Check Total
7762	WINDMILL RESTAURANT (VOIDED) Oct&Dec 2010 BD Mtg Refreshments	11/21/2011	(286.38)	(286.38)
8678	ACME CAR WASH Vehicle Wash Vouchers - 80 exterior, 24 full Vehicle Wash Vouchers - 80 exterior, 24 full Vehicle Wash Vouchers - 80 exterior, 24 full Vehicle Wash Vouchers - 80 exterior, 24 full	11/9/2011	250.95 149.25 250.95 250.95	902.10
8679	ADMANOR, INC MEDIA CAMPAIGN SEPT 2011	11/9/2011	325.00	325.00
8680	AFLAC FSA SERVICE FEES OCT 2011 FSA SERVICE FEES OCT 2011 FSA SERVICE FEES OCT 2011 FSA SERVICE FEES OCT 2011 FSA SERVICE FEES OCT 2011 FSA SERVICE FEES OCT 2011	11/9/2011	8.00 6.00 6.00 12.00 12.00 6.00	50.00
8681	ANNE MARIE HUNTER OCT 2011 RECYCLERAMA PRODUCTION	11/9/2011	925.71	925.71
8682	AT&T SERVICES INC HHW & SS SCALE HOUSE PHONE SERVICE THRU 10.23.11 JC PHONE SERVICE THRU 10.18.11 LR PHONE SERVICE THRU 10.19.11 HHW & SS SCALE HOUSE PHONE SERVICE THRU 10.23.11	11/9/2011	162.24 145.75 15.72 75.00	398.71
8683	BAKER CORP 21K GAL SAFETY VAPOR TANK RENTAL 09 26 11-10 23 11	11/9/2011	1,050.00	1,050.00
8684	BRANDY ELLEN ACEVEDO OCT 2011 PRODUCTION/ PERFORMANCES	11/9/2011	385.97	385.97
8685	BULOS FRANCIS SALIBA OCT 2011 RECYCLERAMA PERFORMANCES	11/9/2011	154.55	154.55
8686	BUSCH SYSTEMS INT'L INC 3,500 Recycling Bins	11/9/2011	19,747.50	19,747.50
8687	BUSINESS MANAGEMENT DAILY ANNUAL SUBSCRIPTION	11/9/2011	197.00	197.00
8688	CITY CLERKS ASSOCIATION OF CALIFORNIA CCAC 2004 City Clerks Handbook	11/9/2011	25.00	25.00

Salinas Valley Solid Waste Authority
Checks Issued Report for 11/1/2011 to 11/30/2011

Check #	Name	Check Date	Amount	Check Total
8689	COAST COUNTIES TRUCK & EQUIPMENT CO. SS TS EQUIPMENT MAINTENANCE SUPPLIES HOOD KIT RETURNED TRAILER - 3 LEAF SPRING 6" H/ARCH TRK001 OIL/LUB, FUEL, WATER & AIR FILTERS TRK001 OIL/LUBE, FUEL, WATER & AIR FILTERS TRK001/TRK002 FUEL/OIL SENSOR, O RING TRK002 OIL/LUBE, FUEL, WATER & AIR FILTERS TRK003 FUEL/WATER, AIR, OIL CRANKCASE FILTERS TRK003 HOOD KIT	11/9/2011	351.52 (28.35) 82.03 153.27 153.27 150.12 153.27 190.11 28.35	1,233.59
8690	COSTCO WHOLESALE Board Meeting Supplies FINANCE CHARGE office supplies office supplies	11/9/2011	77.25 3.53 51.36 37.88	170.02
8691	CUTTING EDGE SUPPLY CH CLOSURE ACCESS ROADS CAT 140H GRADER RENTAL	11/9/2011	319.68	319.68
8692	GEOLOGIC ASSOCIATES, INC. JC NR GROUNDWATER MONITORING & REPORTING SEPT 2011	11/9/2011	481.25	481.25
8693	GOLDEN STATE TRUCK & TRAILER REPAIR #16079 X2 RT SIDE TIRE REPLACED WITH NEW #16094 BID INSPECTION #16094 REPLACE X4 SIDE LEAF SPRING #16094 WELDED CRACKS ON FRAME OF TRAILER #16094 X5 LEFT TIRE PATCHED #16096 REPLACED EXHAUST FLEX PIPE & CLAMP #16096 REPLACED X3 LEFT SIDE SERVICE HOSE #17127 WELD BOTH CROSS MEMBERS ON ROLL TARP #17157 BID INSPECTION #17157 NEW BOLTS ON ONE OF THE SLABS #17157 TIGHTENED UP LOOSE BOLTS ON AIR TANK #17157 WELDED SIDE PLATE RT SIDE OF TRAILER #17157 X4 LEFT SIDE OUTER TIRE RECAP #17235 REPLACED WIRE ON TRAILER TARP #17236 PATCHED X5 LEFT SIDE INNER TIRE #17236 X5 L/S TIRE ADDED SEALER 310G OIL CHANGE, REPLACED OIL, FUEL, HYDRO FILTERS CH 310G JOHN DEER REPLACED X1 LEFT SIDE TIRE CH 310J X1 LEFT TIRE PATCHED CH D6R XL INSTALLED FILTER JC #16094 X3 RT SIDE INNER TIRE REPAIRED JC #17235 REPAIRED DOOR HITCH JC REPLACED X5 RT & LFT SIDE BRAKE DRUMS JOHN DEER 210LE RT HANDLE BOLT & HANDLE REPLACED JOHN DEERE 210LE WELDED BRACKET ON BOX SCRAPER LOADER OIL SEAL REPLACED	11/9/2011	130.00 140.00 455.59 352.15 79.30 271.01 140.00 991.31 90.00 193.00 140.00 802.87 79.00 261.38 78.22 45.00 510.60 175.00 82.29 188.99 234.99 90.00 320.00 140.00 261.11 185.00	

Salinas Valley Solid Waste Authority
Checks Issued Report for 11/1/2011 to 11/30/2011

Check #	Name	Check Date	Amount	Check Total
	LOADER RUBBER STEP REPLACED		125.00	
	RO001 FIXED RUNNING LIGHTS		143.00	
	SS 210LE CLEVIST PIN REPLACED ON CONTROL PANEL		144.99	
	SS PICKED UP & INSTALLED CLAMPS ON FENCE		301.00	
	SS TS REBAR CUT OFF FROM CONCRETE		150.00	
	TRK #003 BID INSPECTION		140.00	
	TRK001 PATCHED X3 LEFT OUTER TIRE		78.22	
	TRK002 X5 LEFT SIDE INNER TIRE REPAIRED		87.90	
	TRK003 2 EA BES 295/75R22.5 5/14 R260F TIRES		1,044.59	
	TRK003 JB WELD ON SPOT MIRROR		100.00	
	TRK003 REPLACE X1 R/L TIRES		114.00	
	TRK003 REPLACED FRONT TIRE		75.00	
	TRL001 BID INSPECTION		90.00	
	TRL003 X5 RIGHT SIDE INNER TIRE REPAIRED		78.22	
				9,108.73
8694	**Void**	11/9/2011	-	
8695	**Void**	11/9/2011	-	
8696	**Void**	11/9/2011	-	
8697	GOLDER ASSOCIATES INC CH ON-CALL ENGINEERING SUPPORT THROUGH 10.02.11	11/9/2011	7,093.39	
				7,093.39
8698	GUERITO CH CLOSURE PORTABLE TOILET SERVICE OCT 2011 JC PORTABLE TOILET SERVICE OCT 2011 SS PORTABLE TOILET SERVICE OCT 2011	11/9/2011	110.00 110.00 220.00	
				440.00
8699	HERTZ EQUIPMENT RENTAL CORPORATION CH FORKLIFT RENTAL 09.22.11 - 10.20.11	11/9/2011	4,152.73	
				4,152.73
8700	HOME DEPOT CH CLOSURE SUPPLIES 2 PICK MATTOCK, 4 AMES BOWRAKE CH CLOSURE SUPPLIES - 30 EA REBAR LATE FEE	11/9/2011	83.85 46.55 35.00	
				165.40
8701	HOPE SERVICES SS MATTRESS RECYLING 10.19.11	11/9/2011	403.20	
				403.20
8702	INTERNATIONAL INSTITUTE OF MUNICIPAL CLERKS 2012 Annual Membership	11/9/2011	235.00	
				235.00
8703	IVY CONTRERAS OCT 2011 PRODUCTION/ PERFORMANCES	11/9/2011	694.29	
				694.29

Salinas Valley Solid Waste Authority
Checks Issued Report for 11/1/2011 to 11/30/2011

Check #	Name	Check Date	Amount	Check Total
8704	J. S. COLE CO. CH 2004 CAT D6N XL 09.12.11 - 10.09.11 CH 2006 CAT CS563E 09.19.11 - 10.16.11 CH CAT 627G 09.12.11 - 10.09.11	11/9/2011	5,818.50 4,525.50 22,996.13	33,340.13
8705	JOSE GAMBOA SO CAL WM FORUM PER DIEM TA#2011-1108 JOSE GAMBOA	11/9/2011	47.00	47.00
8706	LIEBERT CASSIDY WHITMORE AB 646 Mandating Factfinding Webinar 12/15/11	11/9/2011	55.00	55.00
8707	MANDY BROOKS Reimbursement for Ergonomic Office Chair	11/9/2011	435.00	435.00
8708	MARILYN M. SNIDER Strategic Board Retreat Facilitation Strategic Board Retreat Facilitation - Lodging Strategic Board Retreat Facilitation - Meals Strategic Board Retreat Facilitation - Mileage	11/9/2011	2,450.00 377.64 23.23 69.38	2,920.25
8709	MARTELLA PRINTING 280 "WE CARE" DECALS	11/9/2011	304.51	304.51
8710	MCGILLOWAY, RAY, BROWN & KAUFMAN ANNUAL GOVERNMENTAL GAAP UPDATE	11/9/2011	175.00	175.00
8711	MICHELLE SNIDER LUNA Strategic Board Retreat - Meals Strategic Board Retreat recording & transcribing	11/9/2011	23.23 1,300.00	1,323.23
8712	MIKE BAKER OCT 2011 RECYCLERAMA PERFORMANCES	11/9/2011	185.69	185.69
8713	MONTEREY SANITARY SUPPLY, INC. Janitorial Supplies 10.20.11	11/9/2011	263.47	263.47
8714	NETPIPE INTERNET SERVICES INTERNET SERVICE NOV 2011	11/9/2011	300.00	300.00
8715	OFFICE DEPOT Office Supplies CD/DVD SLEEVES, BINDER office supplies office supplies Office Supplies	11/9/2011	352.91 179.29 14.80 70.21 10.00	627.21
8716	ONE PRIME SOURCE Scalehouse Supplies - Night Deposit Bags	11/9/2011	264.42	264.42

Salinas Valley Solid Waste Authority
Checks Issued Report for 11/1/2011 to 11/30/2011

Check #	Name	Check Date	Amount	Check Total
8717	ORCHARD SUPPLY HARDWARE LLC CH 2 QUICK CHANGE , 4 DUCKBILL KNIVES, TIE WIRES SWIVEL SNAP EYE, BLACK & CLEAR POLYETH FENCE POST CEMENT, 4 GREENSWEEPER RAKES SS 5 EZ REACHER TOOLS HHW Supplies SWIVEL SNAP EYE, BLACK & CLEAR POLYETH UTILITY KNIFE, BLADES, MATTOCKS,CLAY PICK YELLOW MARKINNG PENS FOR RECYCLE AREA	11/9/2011	35.16 129.28 40.88 129.24 27.11 217.62 118.79 12.90	710.98
8718	PACIFIC GAS AND ELECTRIC COMPANY ADM 7424129017-5 ELECTRIC SERVICE THRU 10.24.11 CH CLOSURE ELECTRIC SERVICES THRU 10.24.11 CH 2301916789-1 ELEC SER THRU 10.24.11 HHW & SS TS ELECTRIC SERVICE THRU 10.24.11 LR ELECTRIC SERVICES THRU 10.20.11 HHW & SS TS ELECTRIC SERVICE THRU 10.24.11	11/9/2011	1,207.86 550.41 3,854.06 968.70 431.59 152.21	7,164.83
8719	PARADIGM SOFTWARE, LLC ANNUAL MAINTENANCE 12/11 - 11/12	11/9/2011	14,657.90	14,657.90
8720	PURE WATER BOTTLING JC BOTTLED WATER SERVICE 11.11	11/9/2011	8.25	8.25
8721	QUINN COMPANY/ALTA LIFT #20080 1 EACH BELT #20080 2 STEP A'S #20080 4 EA SEALS #20080 FREIGHT FOR PARTS #20080 MISCELLANEOUS PARTS #20080 STEM A & COUPLING A CH EXCAVATOR WINDSHIELD REPAIR PARTS PARTS RETURNED TRK001 ENG REGEN SYSTEM CHECKED	11/9/2011	39.00 302.59 9.31 10.22 377.45 58.38 3,054.82 (302.59) 379.08	3,928.26
8722	RECOLOGY WASTE SOLUTIONS, INC BASIC FACILITY FEE OCT 2011 EXTENDED HOURS OCT 2011	11/9/2011	157,134.00 2,608.00	159,742.00
8723	ROBERTO MORENO INCODE CALIFORNIA USER GROUP MEETING - PER DIEM INCODE CALIFORNIA USER GROUP MEETING - MEALS	11/9/2011	58.00 25.00	83.00
8724	RUBEN GONZALEZ DMV DOT PHYSICAL REIMBURSEMENT - RUBEN GONZALEZ	11/9/2011	74.00	74.00
8725	SCOTT W GORDON PLASMA GASIFICATION CEQA PROCESS 07.28.11	11/9/2011	100.00	100.00

Salinas Valley Solid Waste Authority
Checks Issued Report for 11/1/2011 to 11/30/2011

Check #	Name	Check Date	Amount	Check Total
8726	SCS FIELD SERVICES	11/9/2011		
	CH Leachate SEPT 2011		1,496.00	
	CH Groundwater Cap SEPT 2011		1,558.00	
	CH LFG OMM SEPT 2011		5,265.00	
	CH LFG Surface Monitoring SEPT 2011		3,500.00	
	JC Leachate OMM SEPT 2011		2,443.00	
	JC LFG OMM SEPT 2011		3,962.00	
	JC LFG Surface Monitoring SEPT 2011		6,475.00	
	JR Leachate OMM SEPT 2011		869.00	
	JR LFG OMM SEPT 2011		814.00	
	LR LFG OMM SEPT 2011		4,833.00	
				31,215.00
8727	SMOKEY KEY SERVICE	11/9/2011		
	1 ORIGINAL KEY & 1 DUPLICATE		8.89	
				8.89
8728	SOUTH COUNTY NEWSPAPER	11/9/2011		
	Publication of Ord No. 9 - Intro		77.50	
	Publication Ord 9 Adoption		77.50	
	TIRE AMNESTY ADS PHASE I		893.00	
				1,048.00
8729	STAFF-IT GROUP INC	11/9/2011		
	MRC CONTRACT EMPLOYEES WEEK ENDING 10.09.2011		396.00	
	MRC CONTRACT EMPLOYEES WEEK ENDING 10.16.2011		775.50	
	SSTS CONTRACT EMPLOYEES WEEK ENDING 10.16.2011		12.38	
	SSTS CONTRACT EMPLOYEES WEEK ENDING 10.16.2011		1,254.00	
	SSTS CONTRACT EMPLOYEES WEEK ENDING 10.09.2011		899.25	
				3,337.13
8730	STURDY OIL COMPANY	11/9/2011		
	4 TRUCK & TRAILER WASH & 4 HRS STEAM CLEANING		500.00	
				500.00
8731	TIRE DISTRIBUTION SYSTEMS	11/9/2011		
	SS TS EQUIP MAIN SUPPLIES		194.53	
				194.53
8732	US BANK CORPORATE PAYMENT SYSTEM	11/9/2011		
	Hyatt Regency Mission Bay Spa and Marina		321.02	
	VISTA PRINT 560 RETURN ADDRESS LABELS FOR BILLING		37.45	
	SOUTHWEST AIRLINES - JG WASTE MGMT CONF - 11.08.11		79.70	
	SOUTHWEST AIRLINES - JG WASTE MGMT CONF - 11.12.11		76.70	
	Amazon-safety vest for scale house		17.62	
	CA DEBT INVESTMENT ADVISORY COMMISSION - WEBINAR		25.00	
	Mi pueblo: Board Meeting Supplies		13.58	
	CA DEBT INVESTMENT ADVISORY COMMISSION - WEBINAR		25.00	
	Amazon book-business focused HR		29.21	
	SMART & FINAL		13.18	
	Survey Monkey: Employee Survey		24.00	
	Gino's Restaurant		49.51	
	USPS		32.50	
	DAVID ALLEN CO - GTD IMPLEMENTATION GUIDE		15.00	
	HUGHESNET.COM JC SCALE HOUSE INTERNE OCT 2011		79.99	
	Apple.com: Software - iAnnotate pdf viewer		9.99	
	Apple.com: ipad 2 wifi - APP CARE FOR IPAD - EXTENDED WARRANTY		79.00	
	INTERMEDIA EXCHANGE SERVICE OCT 2011		218.90	
	Apple.com: ipad 2 wifi		781.86	

Salinas Valley Solid Waste Authority
Checks Issued Report for 11/1/2011 to 11/30/2011

Check #	Name	Check Date	Amount	Check Total
	APPLE STORE, DEL MONTE - IPAD 2 WI-FI 64GB BLACK - RM		876.51	
	APPLE STORE, DEL MONTE - IPAD 2 WI-FI 64GB BLACK - SW		876.51	
	Apple.com: ipad 2 wifi		74.00	
	ITUNES STORE - WORK-RELATED APS FOR IPAD		33.96	
	ITUNES STORE TASKTASK HD SOFTWARE		4.99	
	DOUBLETREE HOTEL TA#2011-0925 DAVID ROEL - HHW CONV		635.65	
	DOUBLETREE HOTEL TA#2011-0925 EDWARD OCAPAN - HHW CONV		635.65	
	MINETA SAN JOSE AIRPORT - PATRICK MATHEWS		66.00	
	PALMAS RESTAURANT - EZEQUIEL VEGA - FIN DIR CITY OF SOLEDAD		21.99	
	The Salinas Californian: Newspaper Renewal		158.68	
	OIL CAN HENRY'S		173.51	
	USPS: Mailbox Renewal		220.00	
	ITUNES STORE - QUICKOFFICE PRO HD SOFTWARE		29.98	
	Apple.com: ipad 2 wifi - RECYCLE FEE		6.00	
	CALPERS CONFERENCE TA#2011-1023		300.00	
	Amazon.com: replacement plantronics headset		183.48	
	Full Source-scale house safety vest		27.97	
	SAFETEQUIP		96.98	
	SAFEWAY - WATER FOR CH CONTRACT LABORERS		16.47	
	FENCE SCREEN		294.93	
	Salinas Valley Chamber of Commerce		90.00	
	Sharefile: FTP Site OCT 2011		32.95	
	AAA TARPS		115.72	
	ACE HARDWARE - CH EQUIPMENT KEYS/SPARE KEYS TO ATV		8.58	
	SPEEDBRIEFS SUBSCRIPTION OCT 2011		25.00	
	Ace:hw supplies		15.04	
	Managebetter: Subscription - The Motivational Mana		99.00	
	ACT - Interaction Associates - Training Webinar		79.00	
	SMART & FINAL - CH WATER/ICE FOR FIELD STAFF		14.19	
				7,141.95
8733	**Void**	11/9/2011	-	
8734	**Void**	11/9/2011	-	
8735	**Void**	11/9/2011	-	
8736	**Void**	11/9/2011	-	
8737	A-1 SWEEPING SS TS YARD & EXERIOR SWEEPING OCT 2011	11/16/2011	774.00	774.00
8738	CALIFORNIA HIGHWAY ADOPTION CO. HWY 101 LITTER ABATEMENT OCT 2011	11/16/2011	550.00	550.00

Salinas Valley Solid Waste Authority
Checks Issued Report for 11/1/2011 to 11/30/2011

Check #	Name	Check Date	Amount	Check Total
8739	COAST COUNTIES TRUCK & EQUIPMENT CO. #001/#002 SENSORS, FILTERS, SIGNAL KIT, ETC #003 WIPER BLADES, PIGTAIL, RED LED LIGHT #16096 4 FRONT AXLE SHACKLES, HOSE, BUSHINGS #17236 2 EACH 3 LEAF SPRINGS	11/16/2011	489.50 52.63 295.12 164.06	1,001.31
8740	COAST OIL COMPANY, LLC CH DIESEL FUEL USAGE 10.28.11 SS TS BIO DIESEL FUEL USAGE, THRU 10.31.11	11/16/2011	1,605.55 12,302.88	13,908.43
8741	CSC OF SALINAS/YUMA HYDRAULIC HOSE, FEMALE/MALE HOSE ENDS	11/16/2011	56.92	56.92
8742	EVERGREEN OIL INC Abop Service 10.13.11	11/16/2011	60.00	60.00
8743	GEOLOGIC ASSOCIATES, INC. CH GROUNDWATER SERVICES OCT 2011 JC GROUNDWATER SERVICES OCT 2011 JR GROUNDWATER SERVICES OCT 2011 LR GROUNDWATER SERVICES OCT 2011	11/16/2011	1,254.92 3,095.63 3,088.38 3,766.43	11,205.36
8744	GOLDEN STATE TRUCK & TRAILER REPAIR #003 REPLACE TRAILER TAIL LIGHTS/WINDSHIELD WIPERS #17157 TURN BUCKLES FOR TARP REPLACED #17236 REPLACED X4 & X5 RT SIDE LEAF SPRINGS	11/16/2011	375.99 195.00 410.00	980.99
8745	HERTZ EQUIPMENT RENTAL CORPORATION 310J DEERE RENTAL 11.03.11 310J DEERE RENTAL 11.03.11 PUMP/TRASH 4" MULTIQUI 10.31.11-11.02.11	11/16/2011	459.02 110.40 206.89	776.31
8746	HOPE SERVICES DIVERSION CONTRACT LABOR OCT 2011 JC MATTRESS RECYCLING 10.26.11 LITTER ABATE CONTRACT LABOR OCT 2011 SS MATTRESS RECYCLING 10.28.11	11/16/2011	5,262.75 453.60 5,052.24 850.50	11,619.09
8747	HYDROTURF, INC CH CLOSURE SUPPLIES	11/16/2011	179.65	179.65
8748	INTERNATIONAL LINING TECHNOLOGY CH LINER INSTALL CONSTRUCTION CONTRACT 10.31.11	11/16/2011	1,149,341.82	1,149,341.82
8749	J. S. COLE CO. 2006 CAT 140H 10.07.11 - 11.03.11 2006 CAT D6R XLII 10.03.11 - 10.30.11	11/16/2011	6,680.50 8,189.00	14,869.50
8750	LAMAR BROS TIRE SERVICE, INC. AIR CHUCKS & AIR GUAGES F150 REPAIR R/F STEER TIRE	11/16/2011	65.73 89.47	155.20

Salinas Valley Solid Waste Authority
Checks Issued Report for 11/1/2011 to 11/30/2011

Check #	Name	Check Date	Amount	Check Total
8751	MANUEL PEREA TRUCKING, INC. CH CLOSURE CONTRACT LABORERS 10.17-10.31.11	11/16/2011	13,555.20	13,555.20
8752	MONTEREY AUTO SUPPLY INC #16094 2 FLAT REPAIRS #16094 R/R/O TIRE REPAIRED #17127 L/R OUTSIDE TIRE REPLACED WITH RECAP #17157 R/R OUTSIDE TIRE REPLACED WITH RECAP 2 5 GAL HD TIRE SEALANT JOHN NAGLE'S TRUCK TIRE REPLACED	11/16/2011	107.87 130.00 362.58 317.58 632.78 380.69	1,931.50
8753	MONTEREY REGIONAL WATER POLLUTION CONTROL AGENCY MRWPCA/CITY SERVICE FEE OCT /NOV 2011	11/16/2011	23.49	23.49
8754	NEXTEL COMMUNICATIONS Cell Phone Service OCT 2011 Cell Phone Service OCT 2011 Cell Phone Service OCT 2011 Cell Phone Service OCT 2011 Cell Phone Service OCT 2011	11/16/2011	120.67 132.04 64.38 45.00 45.00	407.09
8755	PACIFIC CREST ENGINEERING INC CH EARTHWORK TESTING SERVICES OCT 2011	11/16/2011	165.00	165.00
8756	PHILIP SERVICES CORP HHW HAULING , RECYLCING & DISPOSAL 09.29.11 HHW SUPPLIES 09.29.11	11/16/2011	13,663.26 3,110.00	16,773.26
8757	PITNEY BOWES - POSTAGE Postage NOV 2011	11/16/2011	800.00	800.00
8758	QUINN COMPANY/ALTA LIFT 140H - BELT LOADER 950G ELEMENT ASSEMBLIES, FILTERS, ETC M6R CAB AIR FILTER	11/16/2011	71.21 371.44 39.36	482.01
8759	REPUBLIC SERVICES #471 ADM OFFICE TRASH CART SERVICE NOV 2011	11/16/2011	57.60	57.60
8760	SALINAS CALIFORNIAN Legal Publications: Wheel Loader & Ord 9	11/16/2011	387.75	387.75
8761	SAN BENITO SUPPLY, CONSTRUCTION, CONCRETE & QUARRY CH CLOSURE PROJECT BACKHOE FLAT REPAIR CH CLOSURE MOVE LOADER ON & OFF SITE	11/16/2011	21,366.20 36,550.16	57,916.36
8762	SCS FIELD SERVICES JC NR LFG OP, MAIN, MONITORING SEPT 2011 LR NR LFG OP, MAIN, MONITORING SEPT 2011	11/16/2011	311.00 2,836.00	3,147.00
8763	SHARPS SOLUTIONS, LLC HHW Disposal	11/16/2011	160.00	160.00

Salinas Valley Solid Waste Authority
Checks Issued Report for 11/1/2011 to 11/30/2011

Check #	Name	Check Date	Amount	Check Total
8764	STAFF-IT GROUP INC SS TS CONTRACT LABORERS ENDING 10.23.11 MRC CONTRACT LABORERS ENDING 10.23.11	11/16/2011	1,637.63 396.00	2,033.63
8765	STURDY OIL COMPANY 40 GALS 76 MULTIPLEX RED	11/16/2011	127.06	127.06
8766	THOMAS M BRUEN LEGAL SERVICES RENDERED OCT 2011 LEGAL SERVICES RENDERED OCT 2011	11/16/2011	2,525.00 300.00	2,825.00
8767	TRI-COUNTY FIRE PROTECTION, INC. JC SCALE HOUSE FIRE EXTINGUISHER SERVICED	11/16/2011	26.00	26.00
8768	US COMPOSTING COUNCIL MEMBERSHIP RENEWAL FY 2011-12	11/16/2011	250.00	250.00
8769	VECTOR ENGINEERING INC CH CONSTRUCTION MGMT SERVICES THRU 09.30.11	11/16/2011	67,365.08	67,365.08
8770	WASTE MANAGEMENT INC BFI WASTE DELIVERED TO MADISON LN OCT 2011 JOLON ROAD OPERATIONS OCT 2011	11/16/2011	44,738.82 55,213.12	99,951.94
8771	WEST COAST RUBBER RECYCLING, INC 48' TRAILER FILLED W/ JUNK TIRES	11/16/2011	1,100.00	1,100.00
8772	WESTERN EXTERMINATOR COMPANY JC SHOP RODENT CONTROL OCT 2011 SS RODENT CONTROL OCT 2011 STORAGE CONTAINER RODENT CONTROL OCT 2011	11/16/2011	50.00 216.50 51.50	318.00
8773	ADMANOR, INC October CCRMC Marketing	11/30/2011	1,475.00	1,475.00
8774	AFLAC FSA SERVICE FEES FY 2011-2012 FSA SERVICE FEES FY 2011-2012 FSA SERVICE FEES FY 2011-2012 FSA SERVICE FEES FY 2011-2012 FSA SERVICE FEES FY 2011-2012 FSA SERVICE FEES FY 2011-2012	11/30/2011	8.00 6.00 6.00 12.00 12.00 6.00	50.00
8775	ANNE MARIE HUNTER 11.15.2011 RECYCLERAMA PRODUCTION	11/30/2011	3,702.84	3,702.84
8776	AT&T ADVERTISING AND PUBLISHING AT&T White Pages	11/30/2011	1,584.00	1,584.00
8777	AT&T SERVICES INC CH PHONE SERVICE, OCT 2011	11/30/2011	104.30	104.30

Salinas Valley Solid Waste Authority
Checks Issued Report for 11/1/2011 to 11/30/2011

Check #	Name	Check Date	Amount	Check Total
8778	BRANDY ELLEN ACEVEDO NOV 2011 RECYCLERAMA/PRODUCTION	11/30/2011	1,534.34	1,534.34
8779	BRENTON SAFETY INC HHW Safety Supplies	11/30/2011	667.95	667.95
8780	BULOS FRANCIS SALIBA RecycleRama THRU 11.15.11	11/30/2011	608.66	608.66
8781	CALIFORNIA WATER SERVICE WATER SERVICES OCT 2011	11/30/2011	321.14	321.14
8782	CENTRAL COAST MEDIA COALITION CONTRIBUTION TO CCMC	11/30/2011	10,000.00	10,000.00
8783	CITY OF GONZALES GONZALES HOSTING FEES NOVEMBER 2011	11/30/2011	20,833.33	20,833.33
8784	CLOSURE TURF, LLC CH CLOSURE TURF MATERIAL PURCHASE AGREEMENT	11/30/2011	793,993.10	793,993.10
8785	COAST COUNTIES TRUCK & EQUIPMENT CO. #16096 1 HOSE PLAIN, 1 GASKET, 2 CLAMPS 1 EA 3 LEAF SPRING & 4 EA RED LED LITE	11/30/2011	31.27 134.27	165.54
8786	COAST OIL COMPANY, LLC CH CLOSURE DIESEL FUEL USAGE 11.08.11	11/30/2011	1,967.28	1,967.28
8787	CSC OF SALINAS/YUMA SS EQUIPMENT MAINTENANCE SUPPLIES	11/30/2011	46.81	46.81
8788	DAVE S. DEERING ADM Custodial Services 11.15.11 SS TS Custodial Services 11.15.11	11/30/2011	495.00 495.00	990.00
8789	FEDEX Overnight Shipments OCT 2011 Overnight Shipments OCT 2011	11/30/2011	133.08 28.64	161.72
8790	FELIX CARMONA - SAFETEQUIP 5 EA RAINCOATS, 4 CUSTOM SIGNS	11/30/2011	103.12	103.12
8791	FERGUSON ENTERPRISES INC CH LFG SUPPLIES ICE EDGE SAW BLD, SAWZALL, ETC	11/30/2011	96.29	96.29
8792	FERNANDO ARMENTA BD MTG 11.17.11	11/30/2011	100.00	100.00
8793	GLORIA DE LA ROSA 11.2 EXEC COM & 11.17.11 BD MTG	11/30/2011	200.00	200.00

Salinas Valley Solid Waste Authority
Checks Issued Report for 11/1/2011 to 11/30/2011

Check #	Name	Check Date	Amount	Check Total
8794	GOLDEN STATE TRUCK & TRAILER REPAIR #001 PATCHED X3 LF&RT SIDE INNER TIRES #001 REPLACED X5 RT SIDE OUTER VALVE STEM #16094 PATCHED X3 LF SIDE INNER TIRE #17157 CALBE ON SOLENOID RECONNECTED #20080 REINFORCED FENDER AND REPLACED FRT RT SIDE #20080 WELDED BUCKET 1 NK 285/75/R24.5 14 GEOSTAR G350 DRIVE ARM BACK ON TO LID RAIL TO SIDEWINDER TRK#003 BROKEN HUB GLASS REPLACED & OIL TOPPED OFF	11/30/2011	165.11 37.00 38.22 146.00 470.50 215.00 406.31 323.60 142.99	1,944.73
8795	GREEN RUBBER - KENNEDY AG, LP PRESSURE WASHER COUPLERS	11/30/2011	17.59	17.59
8796	HOPE SERVICES DIVERSIONCONTRACT LABORERS 10.31.11 LITTER ABATE CONTRACT LABORERS 10.31.11	11/30/2011	5,262.75 5,052.24	10,314.99
8797	IVY CONTRERAS RecycleRama PERFORMANCE/PRODUCTION THRU 11 15 11	11/30/2011	2,777.16	2,777.16
8798	J. S. COLE CO. 2004 CAT D6N XL 10.10.11 - 11.06.11 CAT 627G 10.10.11 - 11.06.11	11/30/2011	5,818.50 21,496.13	27,314.63
8799	JR FENCING REPAIR/REPLACEMENT OF DAMAGED CHAIN LINK FENCE	11/30/2011	200.00	200.00
8800	LOUIS RICHARD CALCAGNO BD MTG 11.17.11	11/30/2011	100.00	100.00
8801	MCGILLOWAY, RAY, BROWN & KAUFMAN AUDIT FY 2010-11 PROCESS BILLING #4 FY 2010-2011 AUDIT FEES & OUT -OF- POCKET EXPENSES	11/30/2011	7,400.00 4,534.38	11,934.38
8802	MIKE BAKER RecycleRama THRU 11.15.11	11/30/2011	667.05	667.05
8803	MONTEREY COUNTY HEALTH DEPARTMENT Monterey County Regional Fee Q1 July-Sept 2011	11/30/2011	45,113.97	45,113.97
8804	NEXIS PARTNERS, LLC SS ADM COMMON AREAS DECEMBER 2011 SS ADM RENT DECEMBER 2011	11/30/2011	1,515.00 6,539.80	8,054.80
8805	OFFICE DEPOT 1 EA 3 MONTH CALENDAR HHW Breakroom Supplies Public Outreach Supplies	11/30/2011	310.07 40.96 113.65	464.68
8806	PACIFIC GAS AND ELECTRIC COMPANY JC 4425186803-8 ELECTRIC SERVICES THRU 11.17.11	11/30/2011	1,933.05	1,933.05

Salinas Valley Solid Waste Authority
Checks Issued Report for 11/1/2011 to 11/30/2011

Check #	Name	Check Date	Amount	Check Total
8807	PHILIP SERVICES CORP HHW HAULING 09.28.11 HHW SUPPLIES 09.28.11	11/30/2011	8,361.86 2,445.26	10,807.12
8808	RECOLOGY WASTE SOLUTIONS, INC JC CLEAN SCALE OCT 2011 JC DIVERSION ASST OCT 2011 JC TIRES SERVICE FEES OCT 2011 JC WATER TREES OCT 2011 JV MAINTAIN CELL ONE - OLD AREA	11/30/2011	703.31 7,859.00 124.40 563.96 3,107.58	12,358.25
8809	RICHARD J. PEREZ BD MTG 11.17.11	11/30/2011	100.00	100.00
8810	ROBERT CULLEN BD MTG 11.17.11	11/30/2011	100.00	100.00
8811	SCOTT W GORDON AUTOCLAVE CEQA GEN MATTERS LEGAL SERVICES RENDERED SEPT-OCT 2011 LEGAL SERV PLASMA GASIFICATION CEQA 8.03.11-9.8.11	11/30/2011	600.00 2,075.00 5,900.00	8,575.00
8812	SCS FIELD SERVICES CH NR LFG OPS, MAIN, MONITORING SEPT 2011	11/30/2011	1,023.20	1,023.20
8813	STAFF-IT GROUP INC JR TIRE AMNESITY CONTRACT LABORERS ENDING 10.23.11 JR TIRE AMNESTY CONTRACT LABORERS ENDING 10.30.11 MRC CONTRACTOR LABORERS ENDING 10.30.11 MRC & SS TS CONTRACTOR LABORERS ENDING 10.30.11	11/30/2011	712.80 524.70 396.00 1,794.38	3,427.88
8814	TIRE DISTRIBUTION SYSTEMS 4 RETREADS ON CUSTOMER OWNED CASINGS	11/30/2011	781.07	781.07
8815	TONY R. BARRERA BD MTG 11.17.11	11/30/2011	100.00	100.00
8816	TOYOTA MATERIAL HANDLING HHW Forklift Repair SUPPLIES	11/30/2011	11.94	11.94
8817	TRI-COUNTY FIRE PROTECTION, INC. Fire Extinguisher Inspection	11/30/2011	160.00	160.00
8818	VERIZON WIRELESS SERVICES, LLC Cell Phone Service SEPT 2011 Cell Phone Service SEPT 2011 Cell Phone Service OCT 2011	11/30/2011	315.46 162.10 0.68	478.24
8819	VISION RECYCLING HAULING SERVICES OCT 2011 JC ORGANICS PROCESSING OCT 2011 SS TS HAULING SERVICES OCT 2011	11/30/2011	800.00 48,478.13 1,640.00	50,918.13
8820	WRIGHT EXPRESS FINANCIAL SERVICES CORPORATION	11/30/2011		

Salinas Valley Solid Waste Authority
Checks Issued Report for 11/1/2011 to 11/30/2011

Check #	Name	Check Date	Amount	Check Total
	ADM Unleaded Fuel Expenses OCT 2011		115.34	
	HHW Unleaded Fuel Expenses OCT 2011		205.80	
	OPS Unleaded Fuel Expenses OCT 2011		1,367.04	
	RR Unleaded Fuel Expenses OCT 2011		288.27	
				<u>1,976.45</u>
	Subtotal			2,834,169.35
	Payroll Disbursements			292,696.26
	TOTAL			<u><u>3,126,865.61</u></u>



**SALINAS VALLEY
SOLID WASTE AUTHORITY**

Report to the Board of Directors

ITEM NO. 3

Finance Manager/Controller-Treasurer

N/A

Legal Counsel

General Manager/CAO

Date: January 20, 2012
From: Roberto Moreno, Finance Manager
Title: December 2011 Quarterly Investments Report

RECOMMENDATION

Staff recommends that the Board accept the December 2011 Quarterly Investments Report.

State law requires quarterly reporting of all investments within 30 days following the end of the quarter.

STRATEGIC PLAN RELATIONSHIP

This agenda item is a routine operational item and does not relate to the Board's strategic plan.

FISCAL IMPACT

None.

DISCUSSION & ANALYSIS

The vast majority, \$13,197,995.48 (74%), of the Authority's investment portfolio is invested in the State's Local Agency Investment Fund (LAIF). At the end of November, the effective yield was .401 %. LAIF is invested as part of the State's Pooled Money Investment Account (PMIA) of \$66.3 Billion as of November 30, 2011. Attached is a printout summarizing the PMIA portfolio at the end of November. The Authority's LAIF investment of \$13,197,995.48 represents 0.02% of the total PMIA.

ATTACHMENT(S)

1. December 2011 Cash and Investments Report
2. November 2011 PMIA Portfolio Composition and Average Monthly Yields

SALINAS VALLEY SOLID WASTE AUTHORITY
Cash and Investments Report
December 30, 2011

<u>Issuer/Investment</u>	<u>Rate</u>	<u>Balance</u>	<u>Maturity</u>	<u>Moody's Rating</u>
Investments Managed by Trustee - Bank of New York:				
JP Morgan US Treasury Plus Premier # 3920	0.00%	\$ <u>2,820,700.00</u>	N/A	Aaa
		<u>2,820,700.00</u>		
Investments Managed by Authority Treasurer:				
Petty Cash	-	1,500.00	N/A	N/A
General Checking Account	-	88,877.94	Same day	Aaa
General Deposit Account	-	8,124.25	Same day	Aaa
Payroll Checking account	-	1,000.00	Same day	Aaa
Scalehouse Deposit Account	-	12,555.13	Same day	Aaa
Aflac Checking account	-	5,317.52	Same day	Aaa
L.A.I.F	0.401%	13,197,995.48	Same day	N/A
Rabobank CD - 9328050144	0.750%	250,000.00	06/20/2013	Aaa
Rabobank CD - 9741914065	1.100%	500,000.00	06/20/2014	Aaa
Rabobank CD - 9702905679	0.750%	<u>1,000,000.00</u>	06/30/2013	Aaa
		<u>15,065,370.32</u>		
		<u>\$ 17,886,070.32</u>		

The above investments are in compliance with the Authority's Investment policy.
The Authority has sufficient liquidity to meet expenditure requirements for the next 6 months.



Roberto Moreno, Authority Treasurer

Bill Lockyer, State Treasurer

Inside the State Treasurer's Office

Local Agency Investment Fund (LAIF)



PMIA Performance Report

Date	Daily Yield*	Quarter to Date Yield	Average Maturity (in days)
12/15/2011	0.38	0.39	247
12/16/2011	0.38	0.39	247
12/17/2011	0.38	0.39	247
12/18/2011	0.38	0.39	247
12/19/2011	0.38	0.39	242
12/20/2011	0.38	0.39	245
12/21/2011	0.38	0.39	251
12/22/2011	0.38	0.39	256
12/23/2011	0.38	0.39	255
12/24/2011	0.37	0.39	255
12/25/2011	0.37	0.39	255
12/26/2011	0.37	0.39	255
12/27/2011	0.38	0.39	251
12/28/2011	0.37	0.39	254

*Daily yield does not reflect capital gains or losses

LAIF Performance Report

Quarter ending 09/30/2011

Apportionment Rate: 0.38%
 Earnings Ratio: .00001042339247730
 Fair Value Factor: 1.001847592
 Daily: 0.37%
 Quarter To Date: 0.39%
 Average Life: 236

PMIA Average Monthly Effective Yields

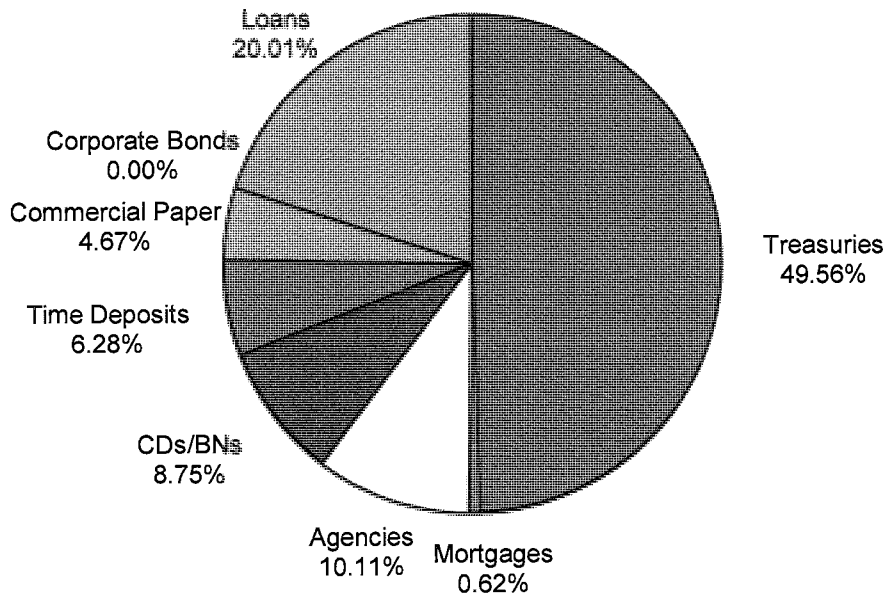
NOV 2011 0.401%
 OCT 2011 0.385%
 SEP 2011 0.378%

Pooled Money Investment Account

Portfolio Composition

\$66.3 Billion

11/30/11





**SALINAS VALLEY
SOLID WASTE AUTHORITY**

Report to the Board of Directors

ITEM NO. 4

Finance Manager/Controller-Treasurer

N/A

Legal Counsel

General Manager/CAO

Executive Committee Approval

Date: January 19, 2012
From: Patrick Mathews, General Manager/CAO
Title: Providing an Interpreter at the Board of Directors Meetings

RECOMMENDATION

Staff and the Executive Committee recommend that the Board approve providing an interpreter at the Board of Directors Meetings.

STRATEGIC PLAN RELATIONSHIP

None.

FISCAL IMPACT

Funding for this item is not included in the current budget. Anticipated costs for providing a certified interpreter per Board Meeting is \$180. Anticipated costs for the remainder of FY 2011-12 is \$1,100. Funding can be provided out of the Authority's public education budget.

Also, if the Authority is to provide interpreting services on a monthly basis, staff suggest investing in audio equipment. Approximate cost for a similar audio system currently borrowed from the Housing Authority is \$3,500.00.

DISCUSSION & ANALYSIS

During the December 15, 2011 Board of Directors meeting staff was requested to bring back at the January Board meeting costs and options for providing a certified interpreter at all future Board of Director Meetings. At the January 05, 2012, meeting the Executive Committee decided to recommend approving an interpreter at the Board of Director Meetings.

BACKGROUND

Previously the Authority provided interpretation services for Board of Directors meetings as requested by the public and when meetings were promoted to the entire community. Audio equipment to support translation services has been borrowed from the Housing Authority as needed.



**SALINAS VALLEY
SOLID WASTE AUTHORITY**

Report to the Board of Directors

ITEM NO. 5

N/A

Finance Manager/Controller-Treasurer

N/A

Legal Counsel

General Manager/CAO

Date: January 19, 2012
From: Patrick Mathews, General Manager/CAO
Title: A Resolution Approving Participation in the Monterey Bay Region Climate Action Compact

RECOMMENDATION

Adopt Resolution to participate in the Monterey Bay Region Climate Action Compact (MBRCAC), and Authorize staff time to participate in periodic Working Group meetings to coordinate and implement regional climate change mitigation and adaptation initiatives.

STRATEGIC PLAN RELATIONSHIP

Participation in this regional working group will support the Authority's Mission of "...promoting sustainable and environmentally sound practices", through regional coordination of climate action planning initiatives.

FISCAL IMPACT

There is no fee for membership. Participation in the MBRCAC will only require an estimated 18-24 staff hours per year to attend periodic meetings, review climate action planning initiatives and participate in working groups.

DISCUSSION & ANALYSIS

Membership in the MBRCAC will assist the Authority and all its member agencies in meeting both the voluntary and State mandated greenhouse gas emission reduction targets, energy efficiency goals, and new environmental review requirements set by state laws enacted by the California Legislature (i.e.- AB 32, SB 375, AB 758, SB 97, and others).

Stakeholder participation in MBRCAC will also help the region position itself as a leader in the emerging green economy, provide meaningful climate change related educational opportunities for local students, residents and community leaders, drive public and private investment (i.e.- grant funding and venture capital) in the region, and help provide the new jobs and economic opportunities our communities need to remain healthy, vital and productive.

Member organizations who join the MBRCAC are committing to participate in regular Working Group meetings and cooperate to further the agreed upon MBRCAC objectives and common goals of member organizations using existing staff and available resources. This sort of cross-sector, regional collective

action will allow each member organization to realize maximum benefit with minimal drain on resources, while providing the most cost-effective approach to meeting common voluntary and regulatory climate action goals.

MBRCAC Meeting Structure

Annual Summit- The Compact will host one Climate Action Summit event each year. These (four to eight hour) annual events will provide an opportunity for leadership and staff from each member organization to come together to discuss outcomes and obstacles, receive valuable information and updates about state and national climate change policies and regulations, participate in breakout peer-to-peer working sessions by sector, and help frame the Compact's annual agenda. These events will also provide an opportunity to provide information and annual progress reports on the various MBRCAC initiatives to the local media and the general public.

Quarterly Working Group Meetings- The Compact will facilitate four quarterly (two hour) Working Group meetings each year. Member organizations will identify a delegate staff member to attend the Working Group meetings. During these quarterly meetings, delegates will participate in the selection and development of initiatives for the MBRCAC Work Plan that support the agreed upon objectives of the Compact. This Work Plan will be revised collectively on an ongoing basis based on the input of the full Working Group delegation. During the interim between quarterly Working Group meetings, delegates will support at least one initiative that advances the goals of their organization. MBRCAC will provide web-based collaboration tools, as well as meeting space and phone and video conferencing facilities that will allow delegates to contribute to their selected initiatives efficiently and remotely.

BACKGROUND

The MBRCAC is a collective action network of government agencies, educational institutions, private businesses, and non-profit and non-governmental organizations from the Monterey Bay Region who are committed to working collaboratively to address the causes and effects of global climate change through local initiatives that focus on economic vitality and reduce environmental impacts for the region.

On September 26, 2007, the City of Santa Cruz, the County of Santa Cruz, and the University of California at Santa Cruz signed an agreement signifying their intentions to lead an effort to mitigate climate change. A Working Group was established, which meets regularly to design and implement inter-institutional climate change initiatives.

Since its original formation in 2007, this Working Group has developed, coordinated, and participated in several successful climate change initiatives and grant applications that have brought millions of dollars into Monterey Bay communities. The Working Group emphasizes voluntary initiatives, with a focus on developing programs and incentives that will stimulate the region's economy and lead to local job creation.

The Working Group has grown to include representatives from across the Monterey Bay Region, including Ecology Action, Cabrillo College, Santa Cruz City School District, the County of Monterey, the Transportation Agency of Monterey County, Cal State University Monterey Bay, the Monterey Bay Electric Vehicle Alliance, the Land Trust of Santa Cruz County and others.

MBRCAC is currently expanding to encompass the tri-county region, and has invited government agencies, educational institutions, private businesses, and non-profit and non-governmental organizations across the region to officially join the network and commit to working collectively to address the causes and effects of climate change.

Monterey Bay Regional Climate Action Compact Organizational Chart with Roles and Responsibilities



	Who	Meeting Frequency	Roles & Responsibilities	Accountability	Reporting Structure
Principals	Executive/Administrative Leaders of Member Organizations	Biannual Remote Correspondence	Review, Inform and Revise annual Objectives and Work Plan. Inform, Attend and Participate in annual Climate Action Summit event.	Accountable to Member Organization's Governing Body	Deliver Annual Status Reports to Constituency
Working Group	Staff Delegate from Each Member Organization	Quarterly Meetings	Implement MBRCAC Objectives & Work Plan. Hear and respond to quarterly Initiative Updates. Provide direction to Steering Committee.	Accountable to MBRCAC Principals	As Required by Member Organization's governing Body.
Steering Committee	Representative Nominees	Monthly Meetings	Review and Approve Initiative Proposals. Provide resources, assistance and oversight to Initiative Teams. Prepare meeting Agendas, Quarterly Updates to Principals, and Annual Status Report.	Accountable to MBRCAC Working Group and Principals	Quarterly Updates to Principals. Annual Status Report.
Initiative Teams	Initiative Champions & Supporting Delegates	As Needed to Achieve Initiative Goals	Contribute time and resources to required support successful implementation of Initiative.	Accountable to MBRCAC Steering Committee	Quarterly Status Reports to Steering Committee and/or Working Group.

Monterey Bay Regional Climate Action Compact 2.0

2011-2013 DRAFT Objectives/Work Plan

Immediate Action Items:

- Adopt Climate Action Compact 2.0 and Objectives/Work Plan
- Recruit New Member Organizations
- Organize MBRCAC 2.0 signing ceremony with partners
- Develop and Adopt MBRCAC Binding Principles
- **Seek Funding for MBRCAC Staffing to support implementation of the MBRCAC Work Plan**

Overarching Objectives:

- Regional Greenhouse Gas Emission Reductions
- Strategic Climate Change Adaptation
- Climate Change Awareness and Education
- Economic Development, Job Creation/Retention

Work Plan Initiatives:

1. Implement Local “Carbon Fund” (The Offset Project’s Monterey Bay Fund)
2. Develop and Implement Regional GHG Data Tracking Pilot Project
 - a. Community-accessible Web-based Dashboard Data Display
3. Develop and Share Model Policies/Ordinances /Incentives
 - a. GHG Reduction Policies
 - b. Model Incentive/Rebate Programs
 - i. Green Building
 - ii. Renewable Energy and Energy/Water Efficiency
 - iii. Special Finance Districts (i.e. Commercial PACE)
 - c. Catalog and Share Existing Regional Resources and Best Practices
 - i. Success Stories from MBRCAC Partners
4. Research and Evaluate Regional Approaches to GHG Reduction and Climate Change Adaptation
 - a. Feasibility and Cost Effectiveness
 - b. Cost Savings and Risk Aversion Potential
 - c. Job Creation and Economic Development Potential
5. Coordinate Localized Climate Change Impact Study and Report
6. Community Engagement
 - a. Regional Low-Carbon Diet Outreach and Awareness Campaign
 - b. Seek Public Input on Climate Change Initiatives
7. Explore and Evaluate Community Choice Aggregation (CCA) Options
8. Host Periodic Topical Forums and Peer-to-Peer Exchanges

9. Host Climate Action Plan (CAP) Development Workshops
 - a. Ongoing Workshops and Technical Assistance
10. Develop Model Climate Change Lesson Plans and/or Classroom Activities for (k-12) Student Education/Engagement
11. Develop and Coordinate Regional Student Climate Change Internship Program
12. Coordinate Regional Renewable/Low Carbon Resource Study (i.e. RESCO)
13. Others TBD

RESOLUTION NO. 2012-

A RESOLUTION OF THE SALINAS VALLEY SOLID WASTE AUTHORITY APPROVING PARTICIPATION IN THE MONTEREY BAY REGION CLIMATE ACTION COMPACT

WHEREAS, the State of California has acknowledged the threat posed by climate change to the state's citizens, economy and natural environment, and has taken steps to regulate and reduce greenhouse gas emissions through the enactment of Assembly Bill 32: The Global Warming Solutions Act, Senate Bill 375, Assembly Bill 758, Senate Bill 97, and other significant legislation; and,

WHEREAS, climate change impacts are detrimental to human health and social, environmental and economic well-being in Monterey Bay communities and throughout the world, and are projected to increase in severity over time; and,

WHEREAS, individuals, organizations, communities, and society as a whole must prepare for and adapt to the imminent adverse effects of climate change to people and the natural environment; and,

WHEREAS, actions taken by local governments and organizations to reduce greenhouse gas emissions and conserve energy and natural resources provide multiple local benefits by improving air quality and public health, sustaining a healthy economy, and saving money for local governments, businesses, and residents; and,

WHEREAS, there are significant opportunities for job retention, new job creation and economic development in the region's "green economy" through the development and implementation of climate change initiatives and new "green technology"; and,

WHEREAS, schools, colleges, and universities must educate students of all ages about climate change and its potential consequences, train workers for jobs in "green" industries and businesses, and develop leaders and researchers who have the vision and the expertise to solve challenges not yet foreseen; and,

WHEREAS, funding and other resources are constrained for most organizations across the Monterey Bay Region, and regional collective action and cooperative agreements among local governments, educational institutions, non-governmental organizations, and private businesses can provide a cost-effective way to address climate change mitigation and adaptation.

THEREFORE, BE IT RESOLVED BY THE BOARD OF DIRECTORS OF THE SALINAS VALLEY SOLID WASTE AUTHORITY, that the General Manager/CAO is hereby authorized and directed for, and on behalf of the Salinas Valley Solid Waste Authority acknowledge the need for regional coordination and cooperation on climate change issues, and agree to join the Monterey Bay Region Climate Action Compact and take collective action where feasible to: develop and implement strategic initiatives and a cohesive work plan, coordinate independent and regional climate change

initiatives, reduce greenhouse gas emissions, educate students and the community about the causes and effects of global climate change, fortify our community and economy against the adverse effects of global climate change, and encourage the significant public, private, and non-profit sector investment needed to make this community a leader in effective climate change solutions.

PASSED AND ADOPTED by the Board of Directors of the Salinas Valley Solid Waste Authority at its regular meeting duly held on the 19th of January of 2012 by the following vote:

AYES: BOARD MEMBERS:

NOES: BOARD MEMBERS:

ABSENT: BOARD MEMBERS:

ABSTAIN: BOARD MEMBERS:

Gloria De La Rosa, President

ATTEST:

Ernesto Natera, Acting Clerk of the Board



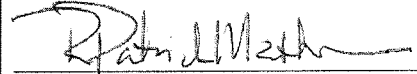
**SALINAS VALLEY
SOLID WASTE AUTHORITY**

Report to the Board of Directors

ITEM NO. 6

N/A
Finance Manager/Controller-Treasurer

N/A
Legal Counsel


General Manager/CAO

Date: January 19, 2012
From: Jenny Mitchell, Contracts and Grants Analyst
Title: Solar Feasibility Project at Crazy Horse Landfill

RECOMMENDATION

Staff recommends that the Board accept this informational item.

STRATEGIC PLAN RELATIONSHIP

The recommended action is consistent with our sustainability Mission and helps support Objective No. 1: Develop a Sustainable Finance Plan, Goal 1.8: Seek Grant Funding.

FISCAL IMPACT

On November 4, 2011, the Authority received notification from the U.S. Environmental Protection Agency (EPA) that our application for the Crazy Horse Landfill Renewable Energy Project was selected as one of only twenty-six entities in the U.S. to receive technical assistance in the form of a feasibility study on a previously contaminated site. This feasibility study translates into \$50,000 to \$75,000 in technical assistance from both the U.S. EPA and the Department of Energy's National Renewable Energy Lab (NREL).

DISCUSSION & ANALYSIS

The Crazy Horse Landfill (CHL) has been in operation since the 1930's and was designated a Superfund Site in 1990 and placed on the U.S. EPA's National Priorities List as a result of inappropriate disposal activities that occurred in the 1970's. The CHL stopped accepting waste and was closed to the public in May 2009. Since this time, the Salinas Valley Solid Waste Authority (Authority) has been in the final closure planning process and is seeking to convert this closed landfill into a platform for alternative energy production and sustainable revenue sources for future operations and programs that can benefit the communities the Authority serves.

In December 2009, the Authority released a Request for Qualifications to solicit qualified firms to conduct an assessment of the physical site characteristics, type of photovoltaic (PV) generation that is suitable for the site, and financial analysis. The Assessment of Photovoltaic Generation Report for CHL study was completed in December 2010. The overall finding of the study was that a solar PV project is feasible at the site. Placement of a solar energy production system on top of the closed landfill was included in the landfill closure project design and environmental review process for the overall project.

The assessment study provided a renewable energy type, site assessment and financial analysis; however, support from the U.S. EPA and NREL will be critical to the development of this project at the site. In order to move forward with the project, the Authority requires assistance with transmission and distribution interconnections studies and available capacity studies with the

Utility, Pacific Gas and Electric Company (PG&E). These studies are necessary in order to understand the economics and cost-effectiveness of the infrastructure upgrades required to connect to PG&E's system. With the support of the EPA and NREL the Authority will receive the following technical assistance; review and update existing solar feasibility study, assist with energy generation RFP development, guidance on RFP issuance, assist with business model, and help with interconnection issues. With these tools we will be able to begin to develop our non-performing assets (closed landfills) into sustainable renewable energy projects.

BACKGROUND

On May 20, 2011, the Authority submitted an application for the Crazy Horse Landfill Renewable Energy Project to the US EPA- RE-Powering Feasibility Studies 2011 Request for Applications. On November 4, 2011, the EPA notified the Authority that it was one of the entities selected to receive technical assistance in the form of a feasibility study and commended the Authority on its commitment to advance this project.

This project will not only benefit the regional economy and available renewable energy options; it will also support the Authority's vision of a future without landfills, as well as the EPA's goal of cleaning up and revitalizing contaminated sites. It is the intention of this project to convert CHL into a platform for alternative energy production and sustainable revenue sources for future operations and programs that can benefit the communities the Authority serves.

ATTACHMENT(S)

None



**SALINAS VALLEY
SOLID WASTE AUTHORITY**

Report to the Board of Directors

ITEM NO. 7

N/A

Finance Manager/Controller-Treasurer

N/A

Legal Counsel

N/A

General Manager/CAO

Date: January 19, 2012
From: Rose Gill, Administrative Manager
Title: Employee Survey Results

A PRESENTATION WILL BE PROVIDED

AT THE MEETING



**SALINAS VALLEY
SOLID WASTE AUTHORITY**

Report to the Board of Directors

ITEM NO. 8

[Signature]
Finance Manager/Controller-Treasurer

[Signature]
General Manager/CAO

[Signature]
Executive Committee Approval

Date: January 19, 2012
From: Roberto Moreno, Finance Manager
Title: FY 2012-13 Budget & Rate Model

RECOMMENDATION

The Executive Committee recommends approval of this item.

The preliminary budget was discussed at length with the Executive Committee on January 4, along with a brief discussion on the continuing need for a new rate model. Approval of the proposed new rate model will allow staff to finish preparing the Preliminary Budget for FY 2012-13, 2013-14 and 2014-15 utilizing the new rate structure so the Board can see the full impact on the ratepayers for the next three years.

STRATEGIC PLAN RELATIONSHIP

The recommended action supports Goal No. 1 – Develop and Implement a Sustainable Finance Plan.

FISCAL IMPACT

The table below shows the effect of funding an additional \$3 million in FY 2012-13 using the proposed new rate model. These rates would stay in effect for at least 2 years.

Hauler	Service level (1 x wk)	Current Rate	New Rate	(Decrease) Increase	Percent Change
Residential Service					
Republic-BFI	32 gal	\$ 19.71	\$ 24.46	\$ 4.75	24.1%
Tri-Cities	48 gal	\$ 22.36	\$ 26.81	\$ 4.45	19.9%
WM- County	35 gal	\$ 25.50	\$ 30.43	\$ 4.93	19.3%
WM- King City	35 gal	\$ 18.48	\$ 23.41	\$ 4.93	26.7%
Republic-BFI	64 gal	\$ 26.67	\$ 32.15	\$ 5.48	20.5%
Tri-Cities	65 gal	\$ 35.54	\$ 34.36	\$ (1.18)	-3.3%
WM- County	64 gal	\$ 39.98	\$ 44.45	\$ 4.47	11.2%
WM- King City	64 gal	\$ 23.17	\$ 27.64	\$ 4.47	19.3%
Commercial Service					
Republic-BFI	1cy	\$ 240.74	\$ 268.68	\$ 27.94	11.6%
Tri-Cities	1cy	\$ 132.60	\$ 136.66	\$ 4.06	3.1%
WM- County	1cy	\$ 145.00	\$ 170.52	\$ 25.52	17.6%
WM- King City	1cy	\$ 77.70	\$ 103.22	\$ 25.52	32.8%
Republic-BFI	2cy	\$ 283.63	\$ 317.37	\$ 33.74	11.9%
Tri-Cities	2cy	\$ 215.83	\$ 201.82	\$ (14.01)	-6.5%
WM- County	2cy	\$ 232.00	\$ 260.91	\$ 28.91	12.5%

By implementing the new rate structure the current tipping fee of \$64.00 per ton would decrease to \$54.76 per ton for self-haul and industrial customers.

The FY 2012-13 Preliminary Budget of \$16,250,000 represents a \$1.4 million increase in operating costs. In addition the Authority needs to begin funding from rates the \$1.6 million of Recology South Valley revenue that is being used in FY 2011-12 to avoid a rate increase. The above cited rates would cover the additional \$3 million needed in revenue.

DISCUSSION & ANALYSIS

Since a solid funding structure is critical for a sustainable finance plan staff would like to devote most of this discussion to the proposed new rate structure, though some discussion will be needed around major budget areas in order for staff to prepare a final budget for Board consideration in February. Once the Board agrees to this new funding mechanism, staff can move forward with meaningful discussions with the franchise haulers and member agencies regarding implementation.

Staff would like to get an early start on public outreach efforts to educate the public on what services they are paying for and why rates increase are critical in the coming rate setting cycle.

Reason for new Rate Structure

Twenty percent (20%) of the proposed budget for 2012-13 is devoted to Recycling and AB939 Programs. These State mandated expenses have nothing to do with the amount of waste being delivered to the landfill. But the AB 939 programs have the intended effect of reducing landfill disposal and the unintended effect of reducing revenues needed to continue to fund these mandated public service programs. This is the standard conflict in all solid waste agency budgets that have historically relied on landfill disposal as the primary revenue generation method.

Eighteen percent (18%) of the proposed budget is devoted to paying for Public legacy liabilities for another 20-30 years (Federal and State mandated care and maintenance of 3 closed landfills). The proposed new rate model will move both these items (38% of the total overall budget) to a fixed monthly charge, making the Authority's budget appropriately funded and far more sustainable.

In addition, staff proposes to convert the remaining revenue stream from franchise haulers (residential and commercial customers) to a monthly charge based on the size of the garbage container the customer uses, consistent with the haulers current billing practices.

The remaining self haul waste and non-standard debris box wastes would continue to be charged at a revised per ton rate applied at the point it is accepted in the Authority system.

New Rate Model

The current funding structure of relying on tipping fees for all Authority operations is not sustainable. Staff has separated the budget into three different cost centers for implementing a new Rate Structure that is more sustainable and transparent to our customers. The options for funding the budget under the new rate model are summarized below and then discussed in detail.

- Implement AB939 monthly charge offset by a tipping fee reduction
- Implement Legacy Liabilities flat monthly charge offset by a tipping fee reduction
- Charge for franchise residential and commercial waste based on a charge per cubic yard service basis.

AB939 Service Fees

The Authority provides AB939 services to its member agencies. These services are aimed at reducing the amount of waste going to the landfills. Some of the services are required by law and some are required in order to accomplish diversion goals established by the State. State law allows an agency to charge a fee for these services. Since these services have nothing to do with the amount of waste generated the Executive Committee and staff recommends that these services be charged as a flat monthly rate per customer.

The attached AB939 Service Fees Calculations shows that the net requirement of \$2,048,840 for the fully burdened cost of AB 939 services can be funded on a monthly rate per residential and commercial customer. Because these services would no longer be funded from tipping fees, the base tipping fee can be reduced. The AB939 Service Fees are summarized below:

- AB939 monthly residential customer rate \$3.46
- AB939 monthly commercial customer rate \$4.06

Public Legacy Liabilities Component

The 2012-13 proposed budget contains \$2,872,519 in legacy liabilities. Legacy liabilities are comprised of postclosure maintenance for the three closed landfills (Jolon Road, Lewis Road, and Crazy Horse Canyon) and debt service (principal and interest on 54% of the 2002 revenue bonds, since that portion of the bonds was spent on corrective action, unfunded repairs, installation of environmental control systems, and unfunded closure costs for the three landfills. Since these expenditures have nothing to do with how much tonnage is received by the Authority, staff recommends that revenue for these costs also be collected as a flat monthly amount from the residential and commercial franchise waste disposal customers in the Salinas Valley. This will create a consistent revenue base and dedicate this revenue for the sole purpose of meeting Federal and State mandates for long-term protective care of the closed landfills created by our communities over many decades of service. The postclosure maintenance liabilities have to be funded for at least 30 years. The 2002 Revenue Bonds will be paid in full in 2031.

Since this expense is related to waste that is already buried in the ground it is fair to allocate the costs by customer type first and then allocate that cost based on the number of customers in each class type – residential, commercial and industrial. The attached Legacy Liabilities Calculations shows that if the allocation of legacy liabilities was to be done in this manner then it would have the following results:

- Residential customers monthly legacy liabilities portion \$ 2.04
- Commercial customers monthly legacy liabilities portion \$ 18.07
- Industrial customers monthly legacy liabilities portion \$(under discussion with franchise haulers)

Utilization of a Public Legacy Liability Fee would result in a reduction of tipping fees and since industrial customers generate more tonnage per customer than other sectors, there would also be a corresponding offset to their monthly legacy liability portion.

Cubic yard charge for franchise residential and commercial waste

Currently 89% of the Authority's municipal solid waste (MSW) comes from residential and commercial franchise customers. The remaining 11% comes from self-haul customers. MSW is currently charged at a rate of \$64.00 per ton. As tonnage continues to decrease the tipping fees will have to increase in order to keep pace with operating costs.

A more sustainable revenue generation method is for the Authority (and any agency relying primarily on tipping fees) to charge the franchise customers a flat monthly rate based on waste disposal container size. This rate method is commonly referred to as "Pay-as-you-throw", where customers pay for disposal services

based on their container size. Since the number of customers receiving service are far more consistent than landfill tonnage, the Authority's revenue base would be more consistent and thus be more sustainable long term. The charge per cubic yard (c.y.) would be set at the beginning of the year based on the amount of revenue needed to fund disposal operations.

Once the c.y. rate is established it will be billed on a monthly basis. The franchise haulers would not be charged for this tonnage when it goes over the scales. Franchise haulers would only be charged on a tonnage basis for roll-offs and compactors. The Authority would absorb any costs associated with the customers placing more waste in their containers than was originally calculated. This poses minimal risk to the Authority as our current operating contract with Recology has unused disposal band width to accommodate fluctuations in annual disposal tonnage. The rate for the following fiscal year would be based on the tonnage actually received in the previous calendar year.

Based on the attached Cubic Yard Revenue Generation Requirement worksheet the c.y. charge for 2012-13 based on the proposed budget would be \$4.56 per c.y. The attached New Rate Model Comparison worksheet shows the effect of the c.y. rate on the most common type of services.

Self haul and non-standard industrial roll-off waste

Self-haul customers and non-standard industrial customers (roll-offs and compactors) would continue to pay on a per ton basis since their tonnage varies widely. Non-standard industrial customers are those that use roll-off services on a one-time basis and not for regular State mandated weekly refuse collection.

The franchise haulers would also be able to offer a more attractive rate (\$54.76/ton) for any large projects involving roll-offs or compactors which should in turn assist in making the Salinas Valley more business friendly.

Total impact on ratepayers

The attached New Rate Model Comparison shows the effect on the rate payers for the most common services. While there would be some increases there would also be some decreases. The net effect is that charges would be more equitable for the services received and the Authority would have a solid sustainable revenue base. Additionally, any future rate increases would not be as significant. The proposed rates would stay in effect for at least two years.

Implementation timeframe

All of the changes can be implemented at one time or they can be phased in. Any phase in has to be completed by July 2013.

Issues to be worked out

Staff met with the franchise haulers to discuss the new rate model. At the meeting the franchise haulers brought up the following issues which staff is working to address:

- Increase in bad debt
- Implementation schedule and process
- Inclusion of Green Waste Rates equalization
- Methodology for passing Legacy Liabilities to Industrial customers

BACKGROUND

On November 17, 2011 the Board approved the FY 2012-13 Budget Development Policies to guide the development of the budget for the coming fiscal year. The approved policies consist of the following:

- Preparation of a three year budget with a two year employee MOU
- Equalizing green waste rates
- Using the royalties from the sale of energy for the operating budget
- Allocating costs in a more equitable manner
- Consider extending the Recology Landfill Operating Agreement and South Santa Clara Valley Agreement and exploring options for use of the Expansion Fund monies
- Consider implementing a new more sustainable rate model

The proposed FY 2012-13 Operating Budget of \$16,250,000 has been prepared using the above policies.

The proposed budget included in the preparation of the new rate model is intended to address the two outstanding fiscal issues for the Authority: 1) Ongoing funding for legacy liabilities associated with the Authority's long-term obligation to provide maintenance and environmental stewardship of three closed landfills that were transferred to the Authority at formation in 1997, and 2) ongoing funding for State and federal mandates associates with AB 939 programs/compliance, as well as the myriad of waste reduction and diversion programs run by the Authority as required by the countywide integrated waste management plan.

Total rate impacts on a customer basis are included in the attached documents. Staff will provide the Board with options on how best to implement these major changes in the 2012-13 fiscal year, or spread the increases over the next two budget cycles.

ATTACHMENT(S)

1. AB939 Service Fees Calculations
2. Public Legacy Liabilities Calculations
3. Cubic Yard Fee Calculations
4. Chart – Full Cost of Services FY 2012-13

SALINAS VALLEY SOLID WASTE AUTHORITY

AB 939 Service Fees Calculations

Based on FY 2012-13 Budget

Program	Fully	Program	Net	Residential	Commercial
	Burdened				
	Costs				
2100 Resource Recovery	808,731	117,000	691,731	14.23	14.23
2150 Marketing	120,446	-	120,446	2.48	2.48
2200 Public Education	162,601	-	162,601	3.35	3.35
2300 HHW Residential (80%)*	634,536	-	634,536	14.38	-
2300 HHW Commercial (20%)*	158,634	61,800	96,834	-	21.66
3730 Recycling Operations	342,692	-	342,692	7.05	7.05
Total AB939 Services	2,227,640	178,800	2,048,840	41.49	48.77
Monthly AB939 Fees-all customers				\$ 3.46	\$ 4.06

Customers in Service Area

<u>Customer Type</u>	<u>Total</u>
Residential	44,127
Commercial	4,270
Industrial	200
Total Customers	48,597

Methodology

The AB939 Service Fees are based on the amount needed to fund the Resource Recovery, Marketing, Public Education, Materials Recovery and HHW Operating Budgets. The Operating Budget is reduced by the Program Income generated. This amount becomes the Net Requirement needed to fund the program. The Net Requirement is divided by the number of customers served to produce the annual per customer rate. The annual rate is divided by 12 to come up with the monthly rate per customer. The Resource Recovery and Public Education Net Requirement amounts are divided by the total customers. The HHW Residential portion is divided by the residential customers only. The HHW Commercial portion is divided by the commercial and industrial customers only.

* The HHW budget is divided 80/20 based on HHW material received from residential and commercial cus

SALINAS VALLEY SOLID WASTE AUTHORITY
Public Legacy Liabilities Expense
Calculations Based on FY 2012-13 Budget

<u>Program</u>	<u>Public Legacy Liabilities</u>	<u>Less Oper. Debt</u>	<u>Net Requirement</u>	<u>Annual Rate per Customer</u>	<u>Monthly Rate per Customer</u>
5300 Crazy Horse ECS	\$ 499,468		\$ 499,468	\$ 10.28	\$ 0.86
5400 Lewis Road ECS	201,149	-	201,149	4.14	\$ 0.35
5600 Jolon Road ECS	91,037	-	91,037	1.87	\$ 0.16
6100 Debt Service - Interest	2,037,120	551,875	1,485,245	30.56	\$ 2.55
6200 Debt Service - Principal	1,103,000	507,380	595,620	12.26	\$ 1.02
	<u>\$ 3,931,774</u>	<u>\$ 1,059,255</u>	<u>\$ 2,872,519</u>	<u>\$ 59.11</u>	<u>\$ 4.93</u>

<u>Customer Type</u>	<u>cubic yards</u>	<u>Percent</u>	<u>Allocation</u>		
Residential	654,433	38%	1,080,137	\$ 24.48	\$ 2.04
Commercial	560,936	32%	925,821	\$ 216.82	\$ 18.07
Industrial	525,031	30%	866,560	\$ 4,332.80	\$
Total Franchise	<u>1,740,400</u>	100%	<u>2,872,518</u>		
			2,005,958		

Customers in Service Area

<u>Customer Type</u>	<u>Total</u>
Residential	44,127
Commercial	4,270
Industrial	200
Total Customers	<u>48,597</u>

SALINAS VALLEY SOLID WASTE AUTHORITY
Cubic Yard Rate Component
Calculations Based on FY 2012-13 Budget

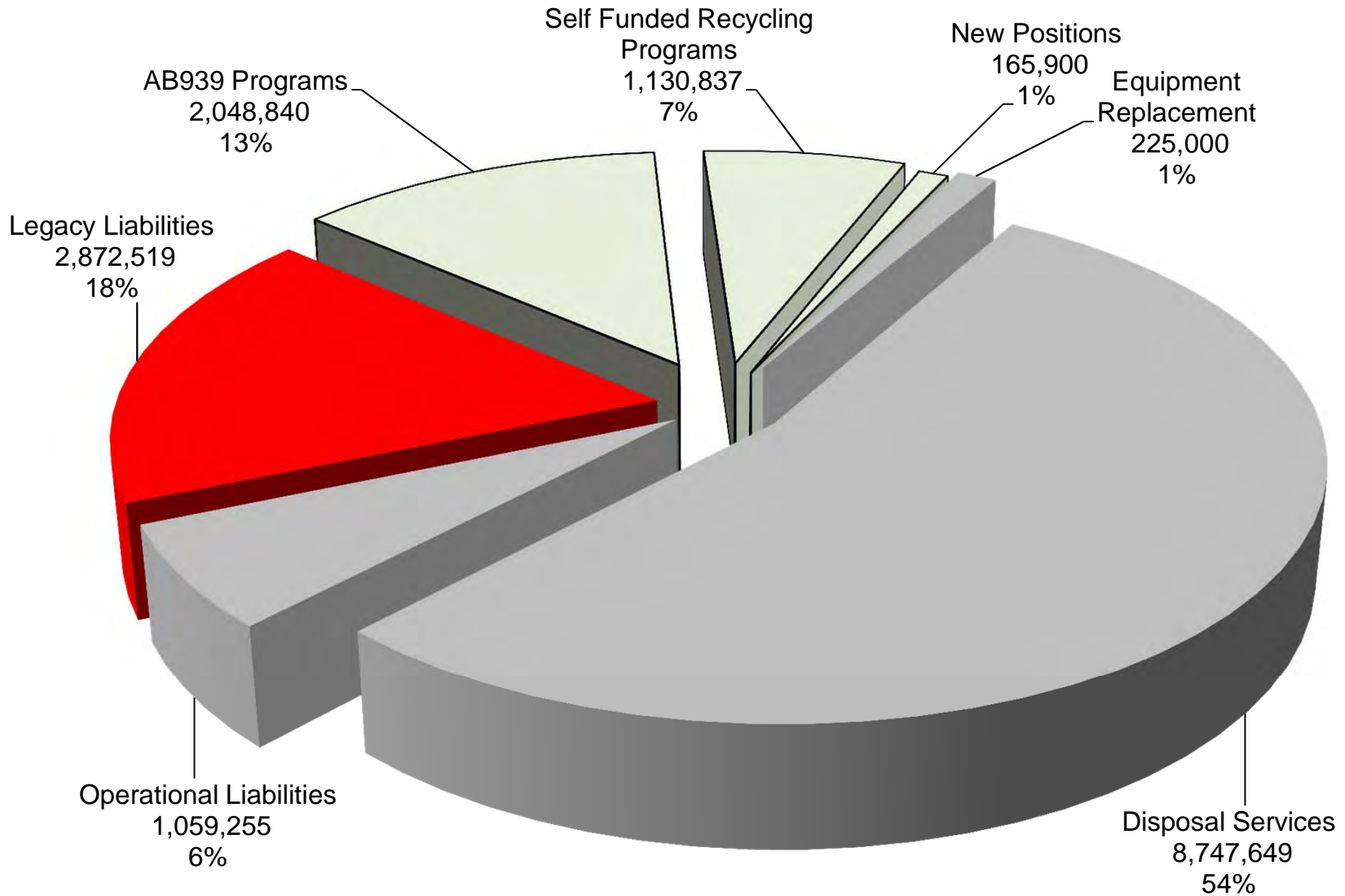
<u>Program</u>	Public Legacy <u>Liabilities</u>	
Proposed Budget	\$ 16,250,000	
Program Income	(1,922,032)	
SV Revenue	<u>(325,500)</u>	
Net Revenue Requirement	14,002,468	
AB939 Fees	(2,048,840)	
Ameresco Revenue	(187,500)	
Legacy Liabilities	<u>(2,872,519)</u>	
Tipping Fee Revenue	\$ <u>8,893,610</u>	Cost/C.Y. \$ 5.11
Projected Tons	162,400	
Revenue Needed per Ton	\$ 54.76	

<u>Projected Tons by Tonnage Type</u>			Revenue
	Tons	Percent	Generated
Self-Haul	17,400	11%	\$ 952,887
Franchise	<u>145,000</u>	89%	<u>7,940,723</u> *
Total Solid Waste Tons	<u><u>162,400</u></u>	<u>100%</u>	<u><u>\$ 8,893,610</u></u>

<u>Tipping Fee Allocation to Franchise Customers</u>				
<u>Customer Type</u>	<u>cubic yards</u>		Allocation	per C.Y.
Residential	654,433	38%	2,985,906	\$ 4.56
Commercial	560,936	32%	2,559,318	\$ 4.56
Industrial	<u>525,031</u>	<u>30%</u>	<u>2,395,499</u>	per ton over the scales
Franchise Totals	<u><u>1,740,400</u></u>	<u>100%</u>	<u><u>7,940,723</u></u>	*

<u>Customers in Service Area</u>	
<u>Customer Type</u>	<u>Total</u>
Residential	44,127
Commercial	4,270
Industrial	<u>200</u>
Total Customers	<u><u>48,597</u></u>

SALINAS VALLEY SOLID WASTE AUTHORITY
Full Cost of Services FY 2012-13 \$16,250,000



2012

Jan	Feb	Mar	Apr	May
Election of Officers	Proclamation	Minutes	Minutes	Minutes
Minutes	Minutes	Claims/Financials (EC)	Claims/Financials (EC)	Claims/Financials (EC)
Claims/Financials (EC)	Claims/Financials (EC)	Strategic Plan Progress Report	Strategic Plan Progress Report	Strategic Plan Progress Report
QTE December Cash & Investments	QTE December Tonnage & Diversion Report	Mid-Year Budget Adjustments (EC)	QTE December Cash & Investments	1st Qtr Tonnage & Diversion Reports
Interpretation Services (EC)	WM Madison Lane Agreement	Annual SSTS Performance	Strategic Plan Progress Report	New FY Budget (EC)
Climate Action Compact (EC)	EC Roles & Responsibilities (EC ONLY)	Annual Franchise Haulers Performance Update		
EPA CH Solar Study (EC)	<i>FY 12-13 New Rate Model Study Session (EC)</i>	CH Status Update		
Employee Survey Results	Salinas Area Transfer Station & AutoClave (URS Study)(EC)	<i>Public Hearing to Adopt New Rates & Budget</i>		
Preliminary Budget FY12-13	GOE/CR3 Agreement (EC)			
	AB 939 Regional Agency Reporting			

Consent
Presentation
Consideration
Closed Session

[Other] (Public Hearing, Recognition, Informational, etc.)
(Executive Committee)